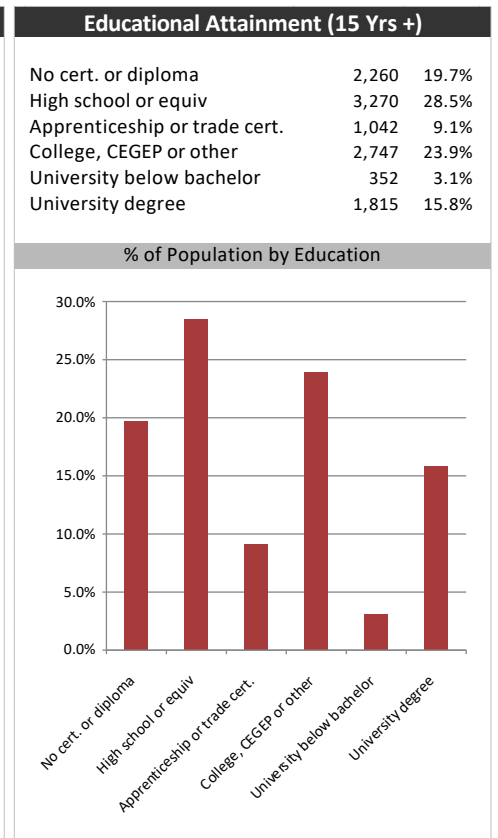

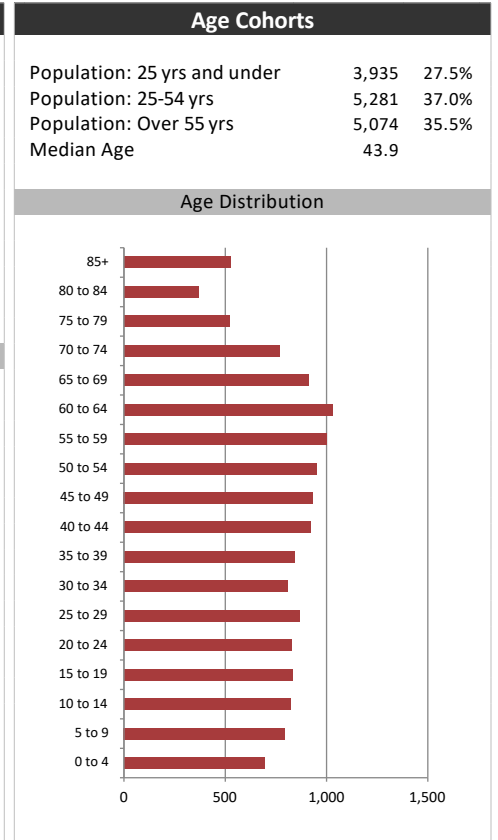
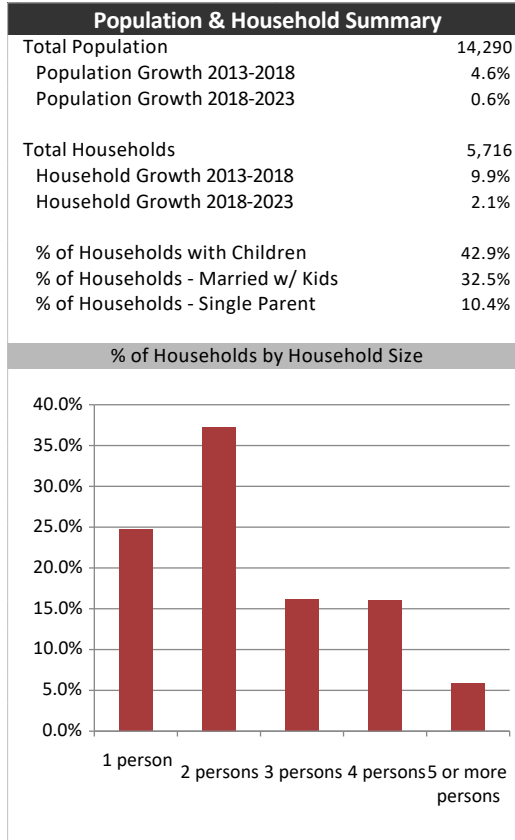


Market Information		
Average Household Spending / Yr		
Mortgage payments	\$	5,675
Cell Phone, Pager & Services	\$	1,066
Internet Access Services	\$	481
Home Renovations	\$	702
Retirement & pension fund payments	\$	1,604
Lotteries	\$	1,084
Health Insurance	\$	374
Household appliances	\$	620
Furnishings	\$	1,255
Computer hardware	\$	193
Auto/Truck Purchase	\$	6,819
Auto/Truck Rental or Lease	\$	128
Air Travel	\$	983

Age of Home Owners		
15 to 24 years	90	1.6%
25 to 34 years	781	13.7%
35 to 44 years	918	16.1%
45 to 54 years	1,069	18.7%
55 to 64 years	1,154	20.2%
65 to 74 years	1,016	17.8%
75 years or over	688	12.0%



Paris Star



Distribution Map

