

# Petrolia Lambton Independent



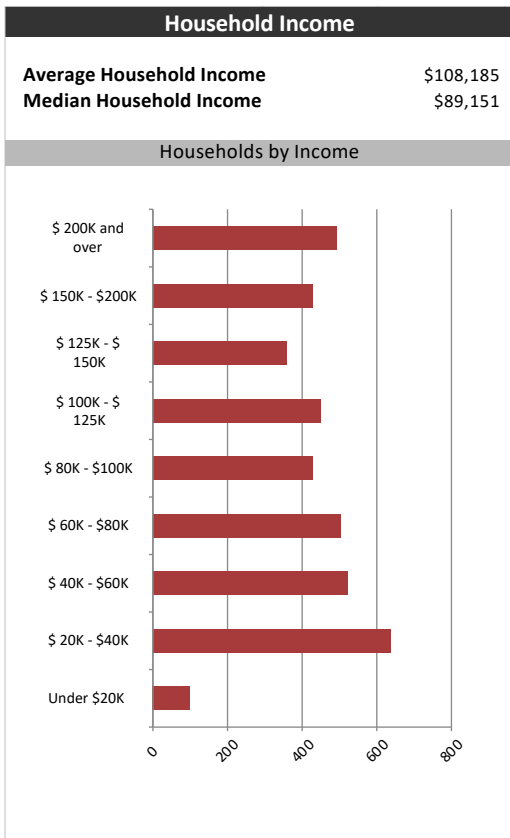
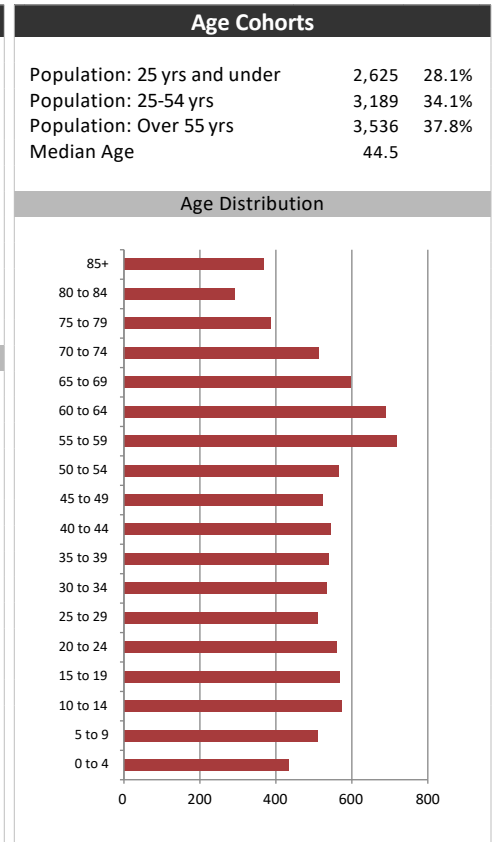
## Summary Report

March 15, 2021

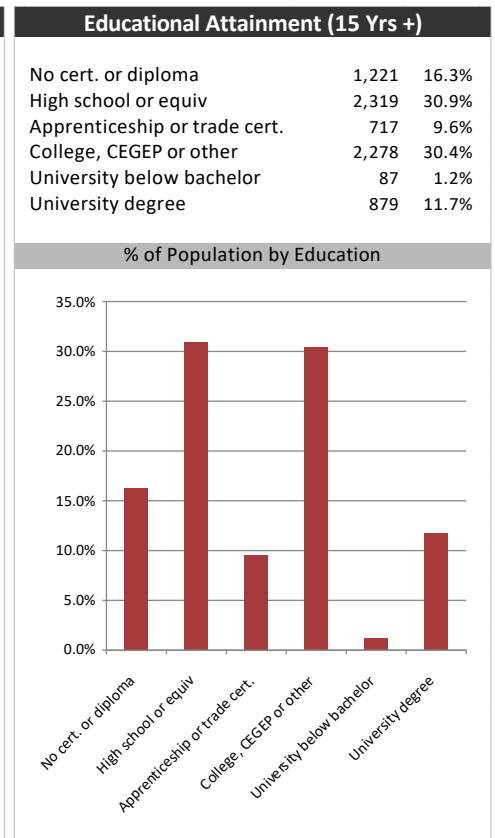
Market Information		
Average Household Spending / Yr		
Mortgage payments	\$	5,107
Cell Phone, Pager & Services	\$	1,414
Internet Access Services	\$	569
Home Renovations	\$	879
Retirement & pension fund payments	\$	1,473
Lotteries	\$	1,265
Health Insurance	\$	398
Household appliances	\$	787
Furnishings	\$	1,228
Computer hardware	\$	309
Auto/Truck Purchase	\$	7,754
Auto/Truck Rental or Lease	\$	121
Air Travel	\$	427
Age of Home Owners		
15 to 24 years	108	2.8%
25 to 34 years	507	13.1%
35 to 44 years	570	14.7%
45 to 54 years	618	15.9%
55 to 64 years	815	21.0%
65 to 74 years	677	17.4%
75 years or over	587	15.1%

Population & Household Summary	
Total Population	9,350
Population Growth 2015-2020	-0.3%
Population Growth 2020-2025	-1.1%
Total Households	3,882
Household Growth 2015-2020	5.9%
Household Growth 2020-2025	0.3%
% of Households with Children	39.2%
% of Households - Married w/ Kids	30.0%
% of Households - Single Parent	9.2%
% of Households by Household Size	

Household Size	% of Households
1 person	~28%
2 persons	~38%
3 persons	~14%
4 persons	~13%
5 or more persons	~5%



Visible Minorities & Language	
Population by Visible Minority	
Chinese	0.1%
South Asian	0.2%
Black	0.4%
Filipino	0.3%
Latin American	0.2%
Southeast Asian	0.1%
Arab	0.0%
West Asian	0.0%
Korean	0.0%
Japanese	0.0%
Visible minority, n.i.e.	0.2%
Multiple visible minorities	0.1%
Population by Mother Tongue	
Single Responses	99.7%
English	95.5%
French	1.3%
Non-Official languages	2.8%
Multiple responses	0.3%



# Petrolia Lambton Independent



## Distribution Map

### Map

