

Picton County Weekly News



Summary Report

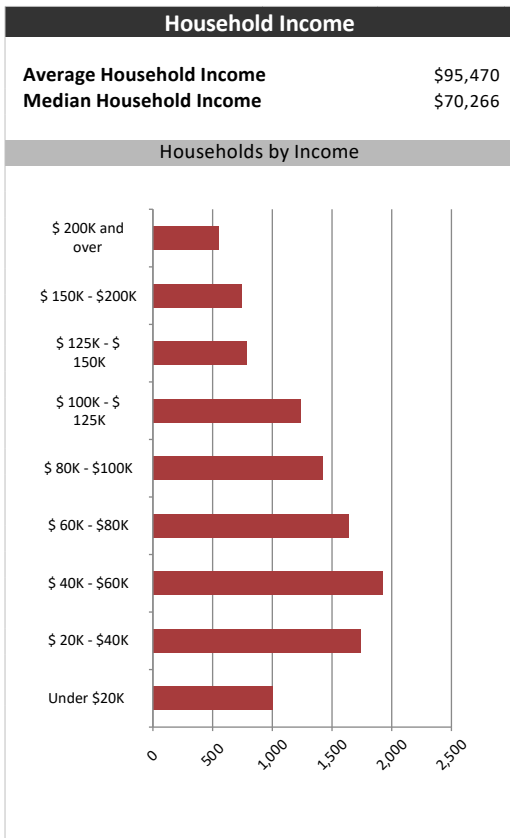
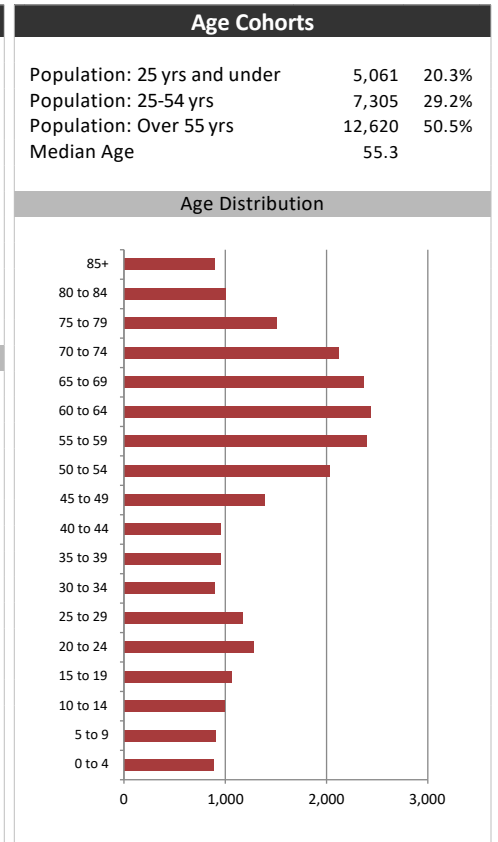
June 7, 2019

Market Information		
Average Household Spending / Yr		
Mortgage payments	\$	4,518
Cell Phone, Pager & Services	\$	889
Internet Access Services	\$	503
Home Renovations	\$	902
Retirement & pension fund payments	\$	1,174
Lotteries	\$	1,002
Health Insurance	\$	754
Household appliances	\$	739
Furnishings	\$	1,473
Computer hardware	\$	191
Auto/Truck Purchase	\$	8,590
Auto/Truck Rental or Lease	\$	221
Air Travel	\$	785

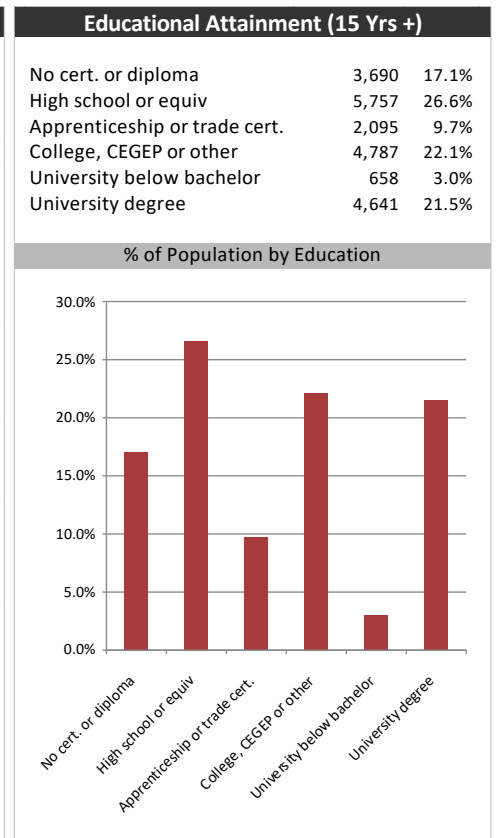
Age of Home Owners		
15 to 24 years	124	1.1%
25 to 34 years	726	6.6%
35 to 44 years	1,007	9.2%
45 to 54 years	1,822	16.7%
55 to 64 years	2,546	23.3%
65 to 74 years	2,620	24.0%
75 years or over	2,078	19.0%

Population & Household Summary	
Total Population	24,986
Population Growth 2013-2018	-1.9%
Population Growth 2018-2023	-1.9%
Total Households	10,922
Household Growth 2013-2018	1.0%
Household Growth 2018-2023	-1.2%
% of Households with Children	30.0%
% of Households - Married w/ Kids	22.5%
% of Households - Single Parent	7.5%

% of Households by Household Size	
1 person	25.0%
2 persons	46.5%
3 persons	12.5%
4 persons	9.5%
5 or more persons	5.0%



Visible Minorities & Language	
Population by Visible Minority	
Chinese	0.4%
South Asian	0.1%
Black	0.7%
Filipino	0.1%
Latin American	0.2%
Southeast Asian	0.1%
Arab	0.0%
West Asian	0.1%
Korean	0.1%
Japanese	0.1%
Visible minority, n.i.e.	0.0%
Multiple visible minorities	0.2%
Population by Mother Tongue	
Single Responses	99.6%
English	93.3%
French	1.5%
Non-Official languages	4.8%
Multiple responses	0.4%



Picton County Weekly News



Distribution Map

Map

