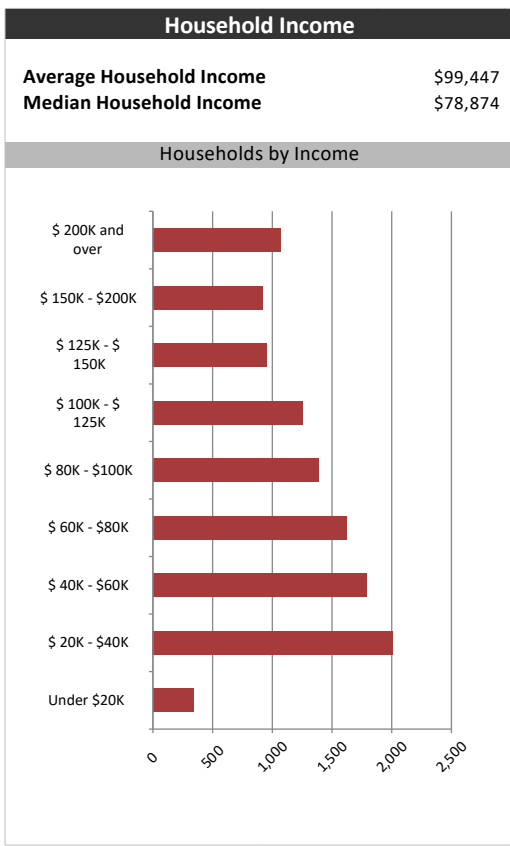
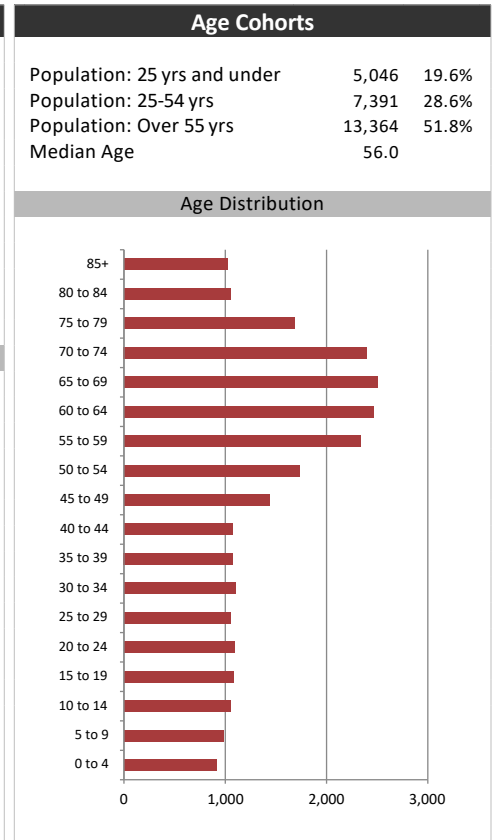


Market Information		
Average Household Spending / Yr		
Mortgage payments	\$	3,807
Cell Phone, Pager & Services	\$	955
Internet Access Services	\$	531
Home Renovations	\$	1,159
Retirement & pension fund payments	\$	1,236
Lotteries	\$	1,122
Health Insurance	\$	834
Household appliances	\$	829
Furnishings	\$	1,776
Computer hardware	\$	216
Auto/Truck Purchase	\$	8,461
Auto/Truck Rental or Lease	\$	213
Air Travel	\$	338

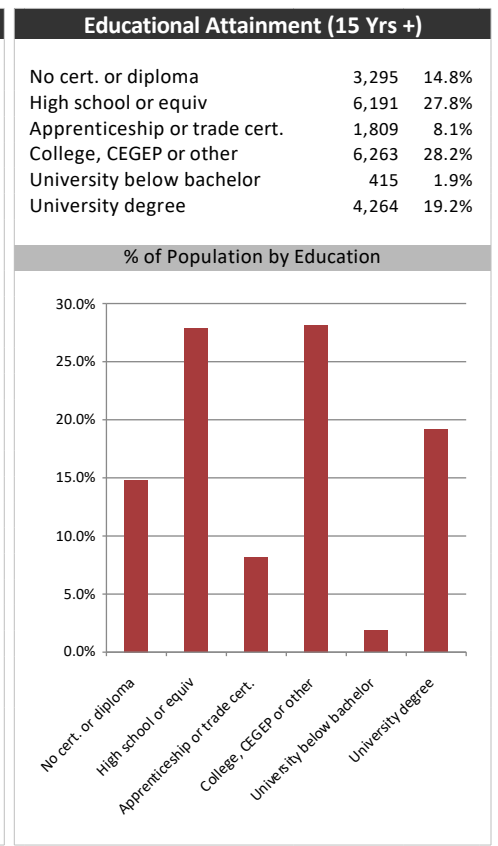
Age of Home Owners		
15 to 24 years	110	1.0%
25 to 34 years	753	6.7%
35 to 44 years	1,142	10.2%
45 to 54 years	1,664	14.8%
55 to 64 years	2,487	22.1%
65 to 74 years	2,832	25.2%
75 years or over	2,257	20.1%

Population & Household Summary	
Total Population	25,801
Population Growth 2015-2020	-0.6%
Population Growth 2020-2025	0.6%
Total Households	11,245
Household Growth 2015-2020	0.9%
Household Growth 2020-2025	0.3%
% of Households with Children	30.1%
% of Households - Married w/ Kids	22.6%
% of Households - Single Parent	7.5%

% of Households by Household Size	
1 person	25.0%
2 persons	46.5%
3 persons	12.5%
4 persons	9.5%
5 or more persons	5.0%



Visible Minorities & Language	
Population by Visible Minority	
Chinese	0.5%
South Asian	0.4%
Black	0.7%
Filipino	0.1%
Latin American	0.3%
Southeast Asian	0.1%
Arab	0.0%
West Asian	0.0%
Korean	0.1%
Japanese	0.1%
Visible minority, n.i.e.	0.1%
Multiple visible minorities	0.1%
Population by Mother Tongue	
Single Responses	99.5%
English	93.1%
French	1.5%
Non-Official languages	4.9%
Multiple responses	0.5%



Picton Gazette



Distribution Map

Map

