

Port Elgin Shoreline Beacon



Summary Report

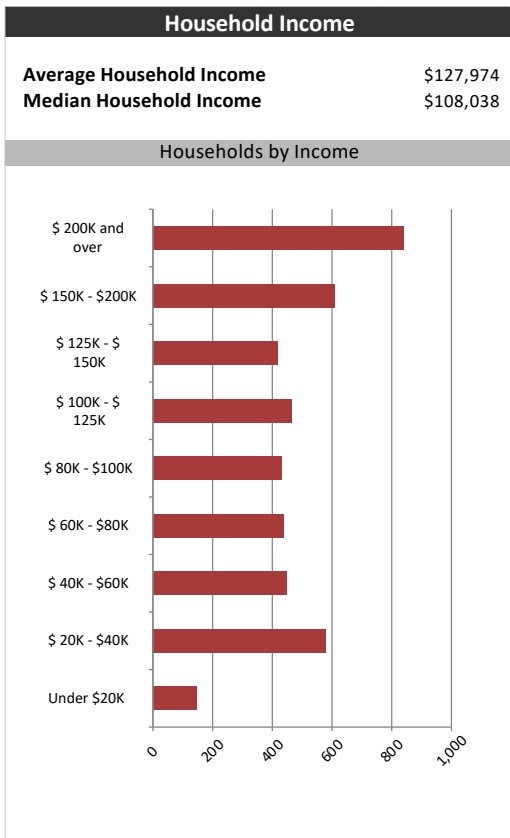
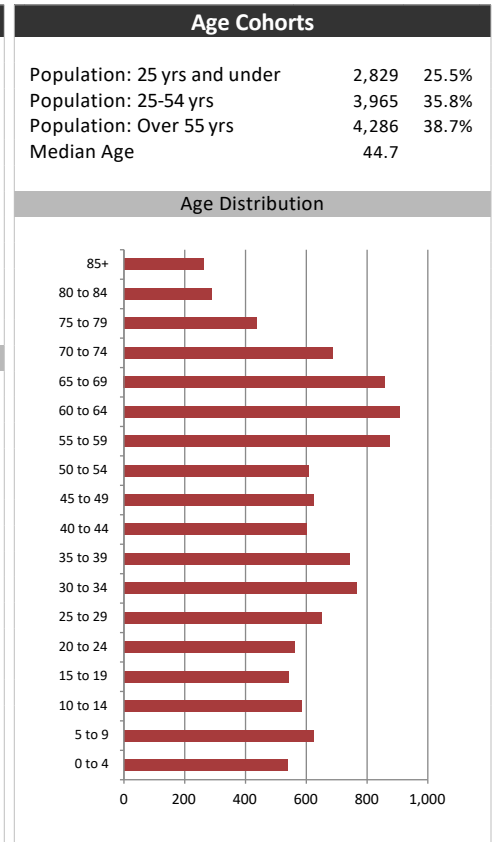
March 15, 2021

Market Information		
Average Household Spending / Yr		
Mortgage payments	\$	6,509
Cell Phone, Pager & Services	\$	1,144
Internet Access Services	\$	504
Home Renovations	\$	1,128
Retirement & pension fund payments	\$	2,865
Lotteries	\$	755
Health Insurance	\$	772
Household appliances	\$	632
Furnishings	\$	2,373
Computer hardware	\$	249
Auto/Truck Purchase	\$	11,288
Auto/Truck Rental or Lease	\$	231
Air Travel	\$	390

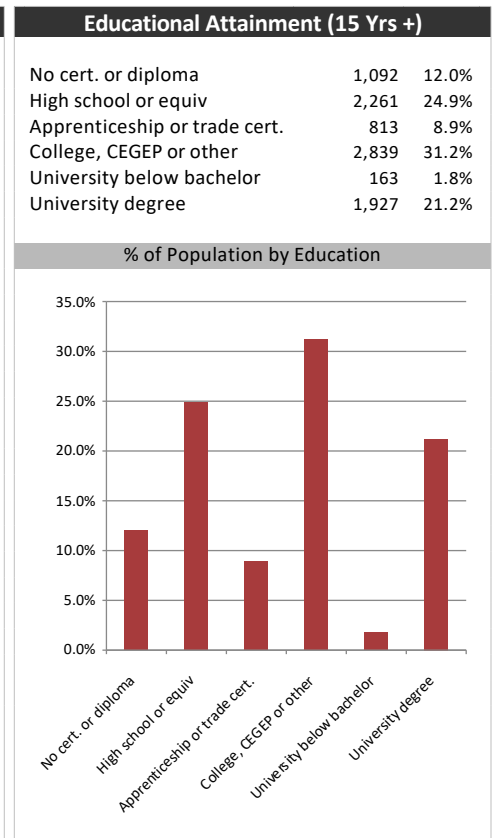
Age of Home Owners		
15 to 24 years	63	1.5%
25 to 34 years	636	14.7%
35 to 44 years	699	16.1%
45 to 54 years	569	13.1%
55 to 64 years	944	21.8%
65 to 74 years	869	20.1%
75 years or over	552	12.7%

Population & Household Summary	
Total Population	11,080
Population Growth 2015-2020	11.1%
Population Growth 2020-2025	10.7%
Total Households	4,330
Household Growth 2015-2020	2.1%
Household Growth 2020-2025	8.6%
% of Households with Children	34.4%
% of Households - Married w/ Kids	26.5%
% of Households - Single Parent	7.9%

% of Households by Household Size	
1 person	26.5%
2 persons	40.5%
3 persons	13.0%
4 persons	12.5%
5 or more persons	6.5%



Visible Minorities & Language	
Population by Visible Minority	
Chinese	0.8%
South Asian	2.8%
Black	0.9%
Filipino	0.5%
Latin American	0.2%
Southeast Asian	0.0%
Arab	0.5%
West Asian	0.6%
Korean	0.3%
Japanese	0.2%
Visible minority, n.i.e.	0.0%
Multiple visible minorities	0.0%
Population by Mother Tongue	
Single Responses	99.1%
English	90.3%
French	2.0%
Non-Official languages	6.9%
Multiple responses	0.9%



Port Elgin Shoreline Beacon

Distribution Map

Map

