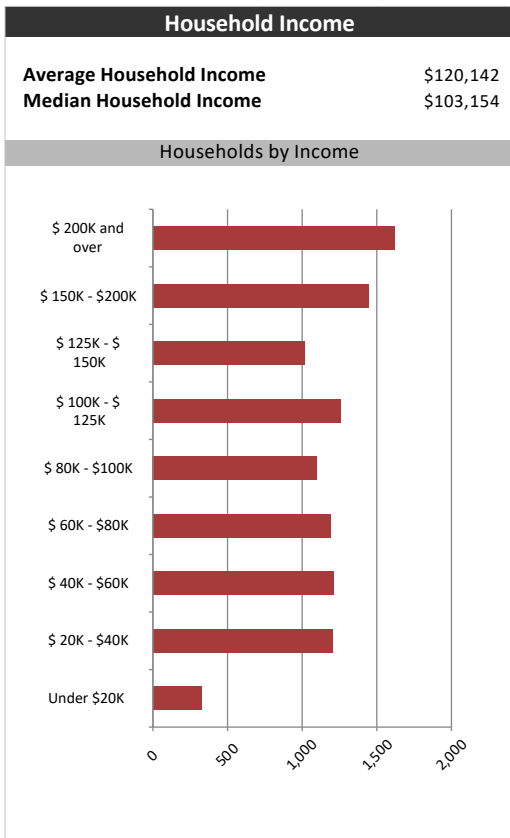
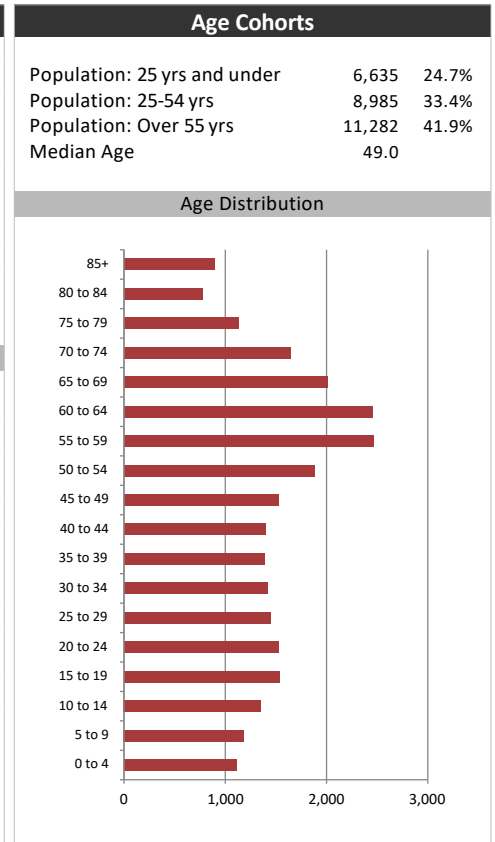


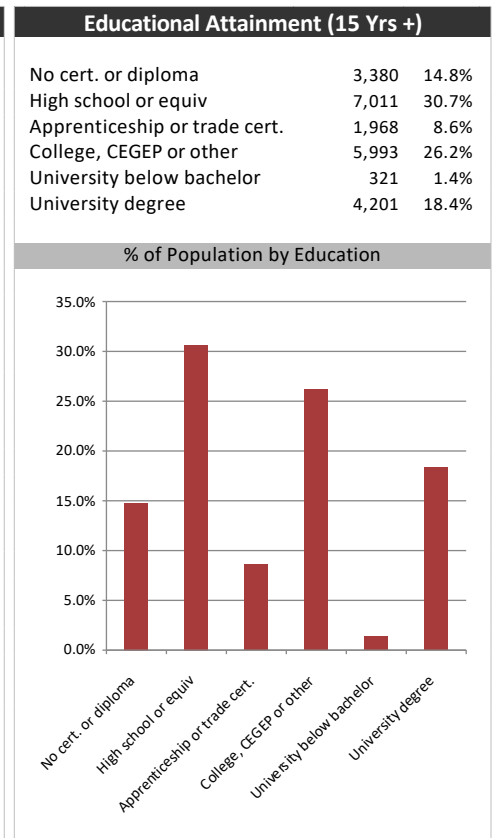
Market Information		
Average Household Spending / Yr		
Mortgage payments	\$	6,872
Cell Phone, Pager & Services	\$	1,514
Internet Access Services	\$	594
Home Renovations	\$	1,830
Retirement & pension fund payments	\$	2,362
Lotteries	\$	1,131
Health Insurance	\$	607
Household appliances	\$	725
Furnishings	\$	2,082
Computer hardware	\$	322
Auto/Truck Purchase	\$	8,851
Auto/Truck Rental or Lease	\$	314
Air Travel	\$	776
Age of Home Owners		
15 to 24 years	93	0.9%
25 to 34 years	955	9.3%
35 to 44 years	1,237	12.0%
45 to 54 years	1,752	17.0%
55 to 64 years	2,602	25.3%
65 to 74 years	2,077	20.2%
75 years or over	1,567	15.2%

Population & Household Summary	
Total Population	26,902
Population Growth 2015-2020	2.6%
Population Growth 2020-2025	2.7%
Total Households	10,282
Household Growth 2015-2020	3.9%
Household Growth 2020-2025	2.7%
% of Households with Children	42.9%
% of Households - Married w/ Kids	33.1%
% of Households - Single Parent	9.9%
% of Households by Household Size	

Household Size	% of Households
1 person	~19.0%
2 persons	~39.0%
3 persons	~16.0%
4 persons	~16.0%
5 or more persons	~8.0%



Visible Minorities & Language	
Population by Visible Minority	
Chinese	0.4%
South Asian	0.8%
Black	0.6%
Filipino	0.3%
Latin American	0.2%
Southeast Asian	0.2%
Arab	0.1%
West Asian	0.0%
Korean	0.2%
Japanese	0.1%
Visible minority, n.i.e.	0.3%
Multiple visible minorities	0.2%
Population by Mother Tongue	
Single Responses	99.3%
English	92.6%
French	1.1%
Non-Official languages	5.6%
Multiple responses	0.7%



Port Perry Star



Distribution Map

Map

