

Renfrew Mercury



Summary Report

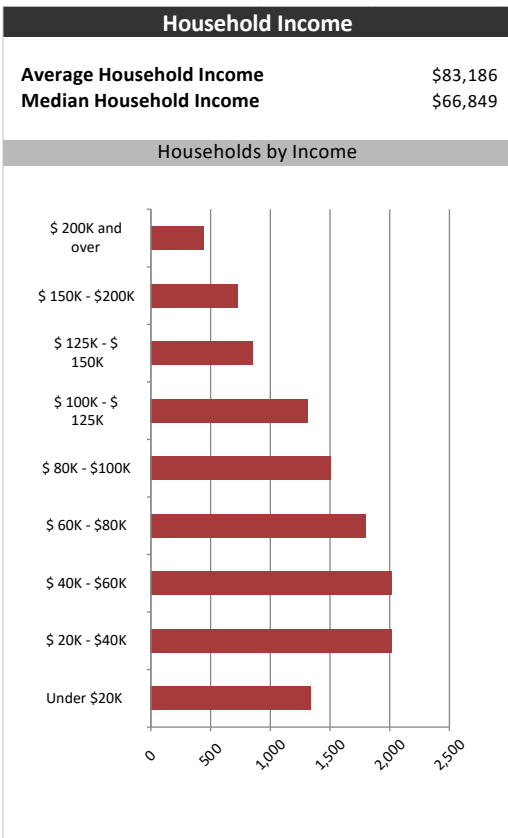
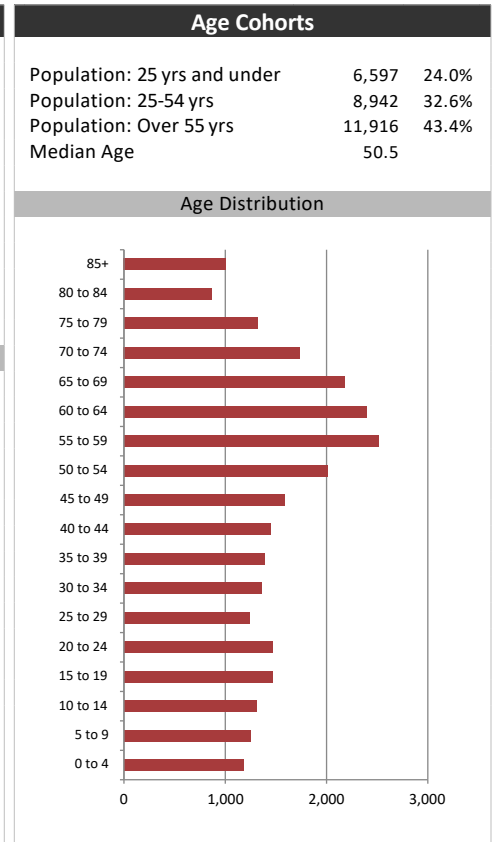
June 7, 2019

Market Information		
Average Household Spending / Yr		
Mortgage payments	\$	4,622
Cell Phone, Pager & Services	\$	898
Internet Access Services	\$	479
Home Renovations	\$	548
Retirement & pension fund payments	\$	2,200
Lotteries	\$	949
Health Insurance	\$	637
Household appliances	\$	657
Furnishings	\$	1,249
Computer hardware	\$	156
Auto/Truck Purchase	\$	7,847
Auto/Truck Rental or Lease	\$	147
Air Travel	\$	535

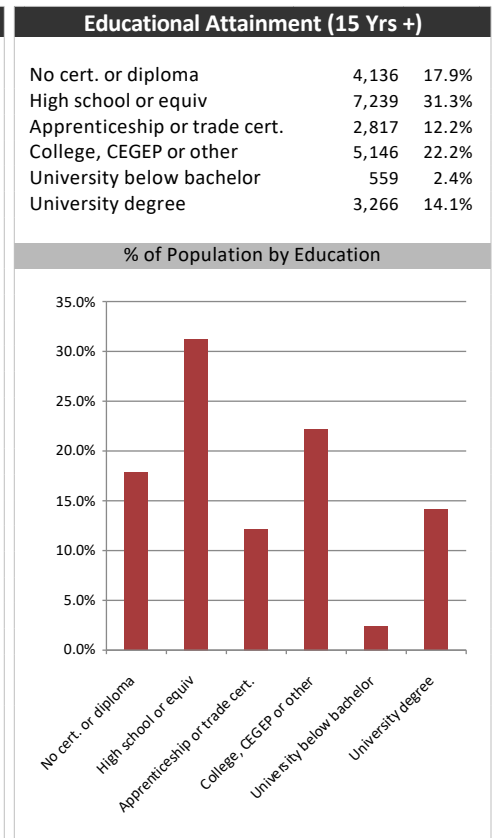
Age of Home Owners		
15 to 24 years	201	1.7%
25 to 34 years	1,190	10.0%
35 to 44 years	1,448	12.2%
45 to 54 years	1,974	16.6%
55 to 64 years	2,826	23.7%
65 to 74 years	2,368	19.9%
75 years or over	1,892	15.9%

Population & Household Summary	
Total Population	27,455
Population Growth 2013-2018	1.6%
Population Growth 2018-2023	2.0%
Total Households	11,899
Household Growth 2013-2018	3.2%
Household Growth 2018-2023	2.2%
% of Households with Children	33.5%
% of Households - Married w/ Kids	24.2%
% of Households - Single Parent	9.4%

% of Households by Household Size	
1 person	30.0%
2 persons	40.0%
3 persons	13.0%
4 persons	11.0%
5 or more persons	6.0%



Visible Minorities & Language	
Population by Visible Minority	
Chinese	0.2%
South Asian	0.3%
Black	0.5%
Filipino	0.0%
Latin American	0.0%
Southeast Asian	0.2%
Arab	0.0%
West Asian	0.0%
Korean	0.0%
Japanese	0.0%
Visible minority, n.i.e.	0.0%
Multiple visible minorities	0.1%
Population by Mother Tongue	
Single Responses	99.4%
English	93.3%
French	3.0%
Non-Official languages	3.0%
Multiple responses	0.6%



Renfrew Mercury

Distribution Map

Map

