

# Scarborough Mirror



## Summary Report

June 7, 2019

Market Information		
Average Household Spending / Yr		
Mortgage payments	\$	6,190
Cell Phone, Pager & Services	\$	1,242
Internet Access Services	\$	483
Home Renovations	\$	1,181
Retirement & pension fund payments	\$	1,326
Lotteries	\$	944
Health Insurance	\$	438
Household appliances	\$	438
Furnishings	\$	1,148
Computer hardware	\$	249
Auto/Truck Purchase	\$	4,719
Auto/Truck Rental or Lease	\$	235
Air Travel	\$	1,845

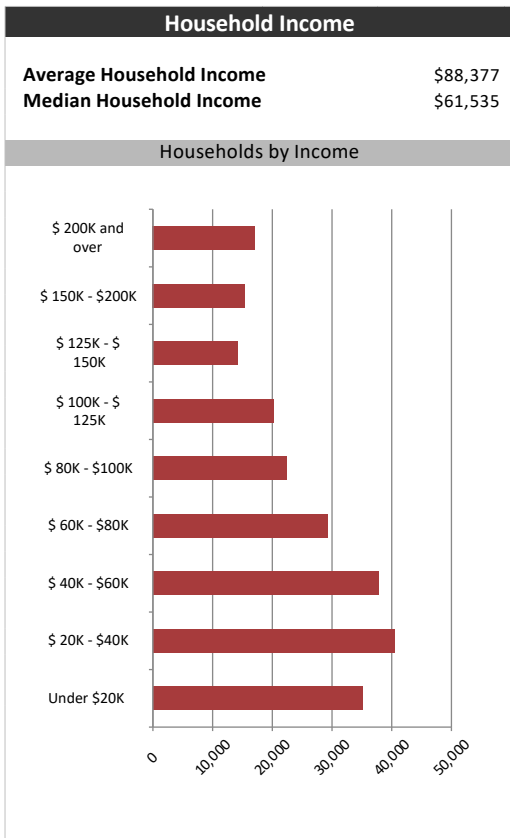
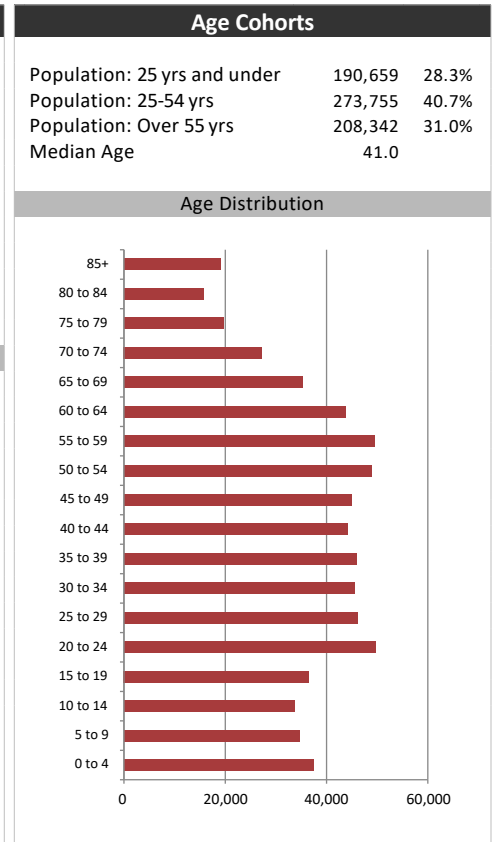
  

Age of Home Owners		
15 to 24 years	4,021	1.7%
25 to 34 years	23,591	10.3%
35 to 44 years	40,543	17.6%
45 to 54 years	49,639	21.6%
55 to 64 years	50,515	22.0%
65 to 74 years	33,679	14.6%
75 years or over	28,048	12.2%

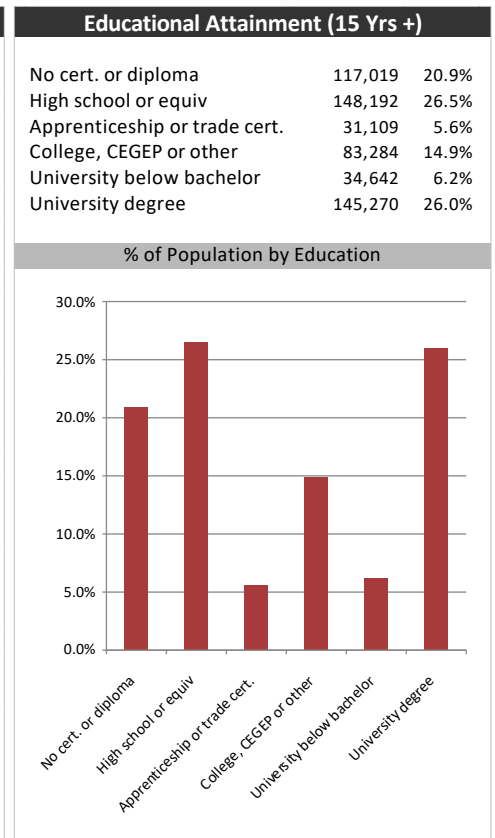
Population & Household Summary	
Total Population	672,756
Population Growth 2013-2018	3.0%
Population Growth 2018-2023	3.2%
Total Households	230,037
Household Growth 2013-2018	3.8%
Household Growth 2018-2023	3.3%
% of Households with Children	53.7%
% of Households - Married w/ Kids	38.1%
% of Households - Single Parent	15.6%

% of Households by Household Size	
1 person	21.5%
2 persons	26.5%
3 persons	19.0%
4 persons	17.0%
5 or more persons	15.0%



Visible Minorities & Language	
<b>Population by Visible Minority</b>	
Chinese	19.6%
South Asian	23.6%
Black	9.6%
Filipino	7.4%
Latin American	1.2%
Southeast Asian	1.2%
Arab	1.2%
West Asian	1.6%
Korean	0.4%
Japanese	0.3%
Visible minority, n.i.e.	1.9%
Multiple visible minorities	1.8%
<b>Population by Mother Tongue</b>	
Single Responses	96.3%
English	45.7%
French	0.9%
Non-Official languages	49.7%
Multiple responses	3.7%



# Scarborough Mirror

Map

