

# Simcoe Reformer



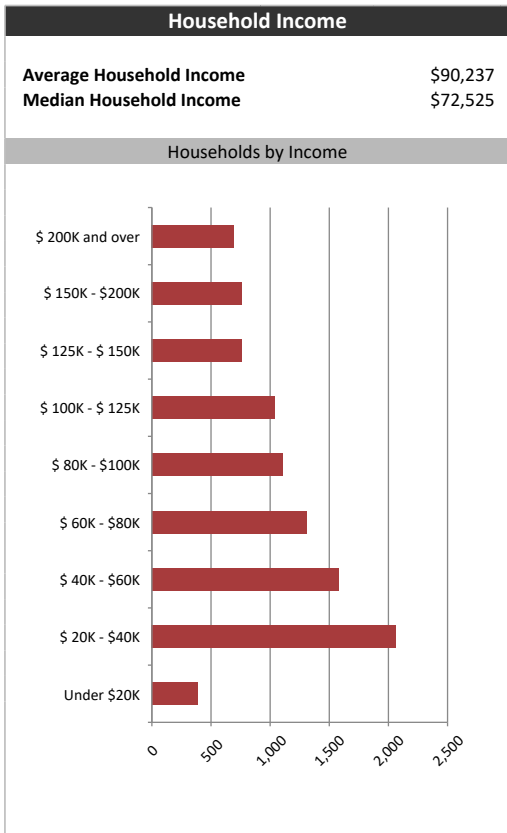
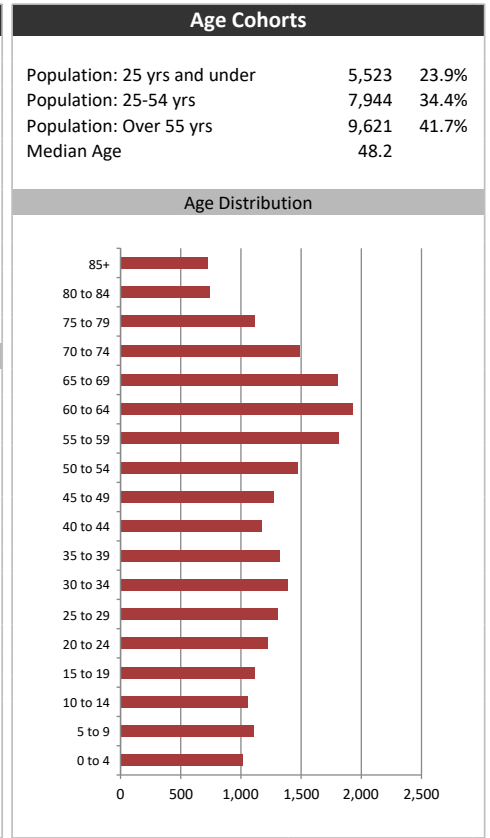
## Summary Report

April 20, 2022

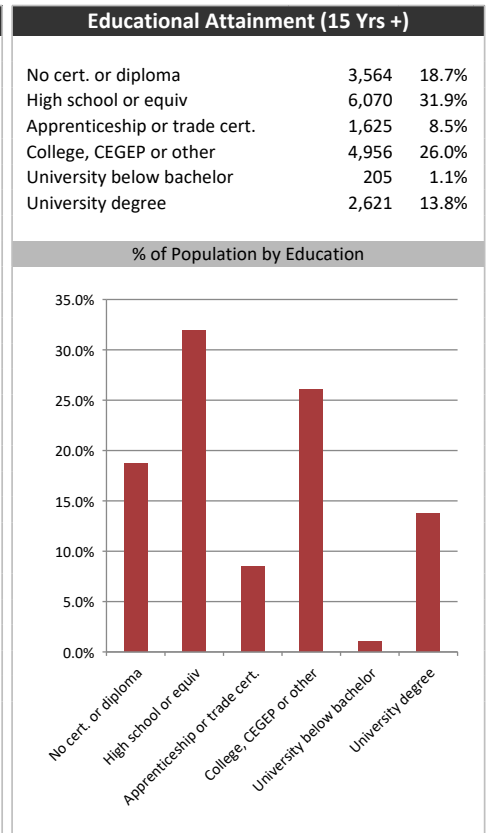
Market Information		
Average Household Spending / Yr		
Mortgage payments	\$	3,755
Cell Phone, Pager & Services	\$	1,026
Internet Access Services	\$	455
Home Renovations	\$	847
Retirement & pension fund payments	\$	1,256
Lotteries	\$	958
Health Insurance	\$	347
Household appliances	\$	616
Furnishings	\$	1,276
Computer hardware	\$	178
Auto/Truck Purchase	\$	5,567
Auto/Truck Rental or Lease	\$	115
Air Travel	\$	272
Age of Home Owners		
15 to 24 years	200	2.1%
25 to 34 years	1,101	11.4%
35 to 44 years	1,292	13.3%
45 to 54 years	1,605	16.6%
55 to 64 years	2,028	20.9%
65 to 74 years	2,018	20.8%
75 years or over	1,439	14.9%

Population & Household Summary	
Total Population	23,088
Population Growth 2016-2021	7.6%
Population Growth 2021-2026	3.8%
Total Households	9,684
Household Growth 2016-2021	5.5%
Household Growth 2021-2026	3.1%
% of Households with Children	35.1%
% of Households - Married w/ Kids	23.3%
% of Households - Single Parent	11.8%
% of Households by Household Size	

Household Size	% of Households
1 person	30.0%
2 persons	40.0%
3 persons	14.0%
4 persons	11.0%
5 or more persons	5.0%



Visible Minorities & Language	
Population by Visible Minority	
Chinese	0.5%
South Asian	0.4%
Black	1.9%
Filipino	0.3%
Latin American	0.1%
Southeast Asian	0.0%
Arab	0.0%
West Asian	0.1%
Korean	0.2%
Japanese	0.0%
Visible minority, n.i.e.	0.2%
Multiple visible minorities	0.1%
Population by Mother Tongue	
Single Responses	99.3%
English	90.6%
French	1.0%
Non-Official languages	7.7%
Multiple responses	0.7%



# Simcoe Reformer

## Distribution Map

