

Simcoe Times-Reformer



Summary Report

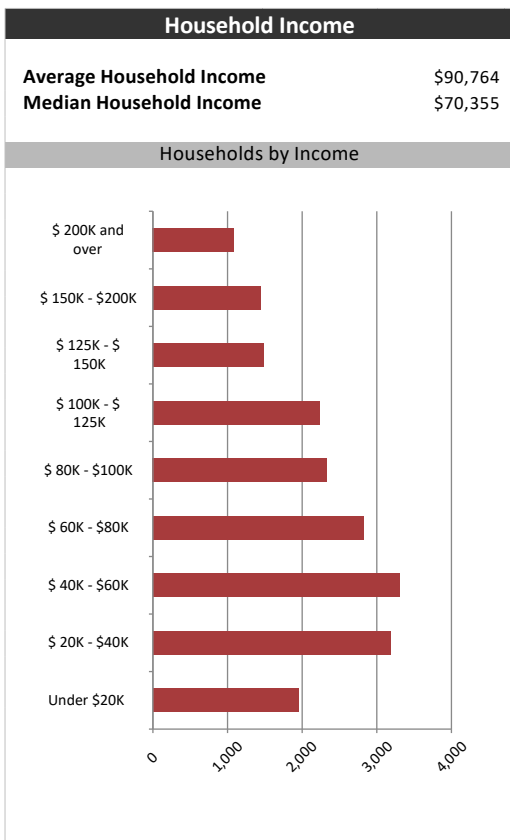
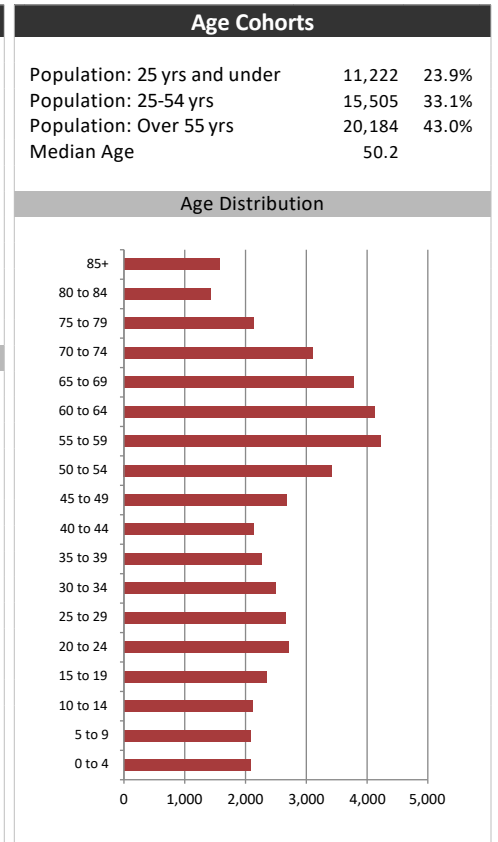
June 7, 2019

Market Information		
Average Household Spending / Yr		
Mortgage payments	\$	4,467
Cell Phone, Pager & Services	\$	1,007
Internet Access Services	\$	454
Home Renovations	\$	646
Retirement & pension fund payments	\$	1,277
Lotteries	\$	1,074
Health Insurance	\$	363
Household appliances	\$	629
Furnishings	\$	1,181
Computer hardware	\$	166
Auto/Truck Purchase	\$	6,521
Auto/Truck Rental or Lease	\$	120
Air Travel	\$	989

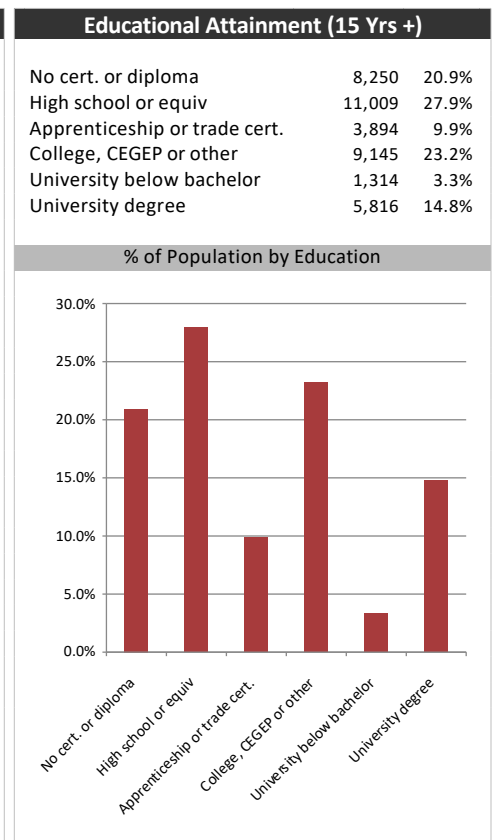
Age of Home Owners		
15 to 24 years	306	1.6%
25 to 34 years	1,986	10.1%
35 to 44 years	2,247	11.4%
45 to 54 years	3,368	17.1%
55 to 64 years	4,616	23.5%
65 to 74 years	4,135	21.0%
75 years or over	3,016	15.3%

Population & Household Summary	
Total Population	46,910
Population Growth 2013-2018	1.5%
Population Growth 2018-2023	0.8%
Total Households	19,675
Household Growth 2013-2018	3.6%
Household Growth 2018-2023	1.1%
% of Households with Children	35.9%
% of Households - Married w/ Kids	25.6%
% of Households - Single Parent	10.3%

% of Households by Household Size	
1 person	26.5%
2 persons	41.5%
3 persons	14.0%
4 persons	11.5%
5 or more persons	6.5%



Visible Minorities & Language	
Population by Visible Minority	
Chinese	0.4%
South Asian	0.4%
Black	0.8%
Filipino	0.2%
Latin American	0.1%
Southeast Asian	0.1%
Arab	0.1%
West Asian	0.0%
Korean	0.1%
Japanese	0.0%
Visible minority, n.i.e.	0.1%
Multiple visible minorities	0.1%
Population by Mother Tongue	
Single Responses	99.5%
English	90.6%
French	1.2%
Non-Official languages	7.8%
Multiple responses	0.5%



Simcoe Times-Reformer



Distribution Map

Map

