

# Sioux Lookout Bulletin



## Summary Report

June 7, 2019

Market Information		
Average Household Spending / Yr		
Mortgage payments	\$	1,992
Cell Phone, Pager & Services	\$	1,484
Internet Access Services	\$	427
Home Renovations	\$	807
Retirement & pension fund payments	\$	1,256
Lotteries	\$	594
Health Insurance	\$	455
Household appliances	\$	324
Furnishings	\$	836
Computer hardware	\$	121
Auto/Truck Purchase	\$	6,442
Auto/Truck Rental or Lease	\$	88
Air Travel	\$	590

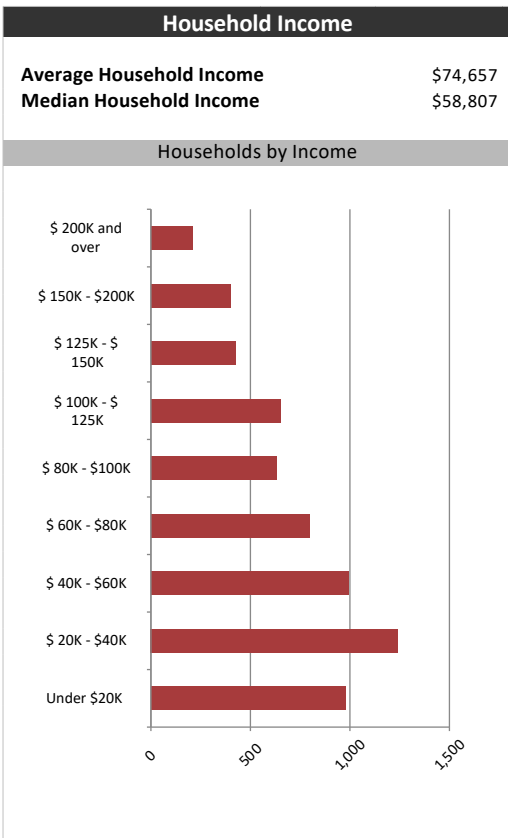
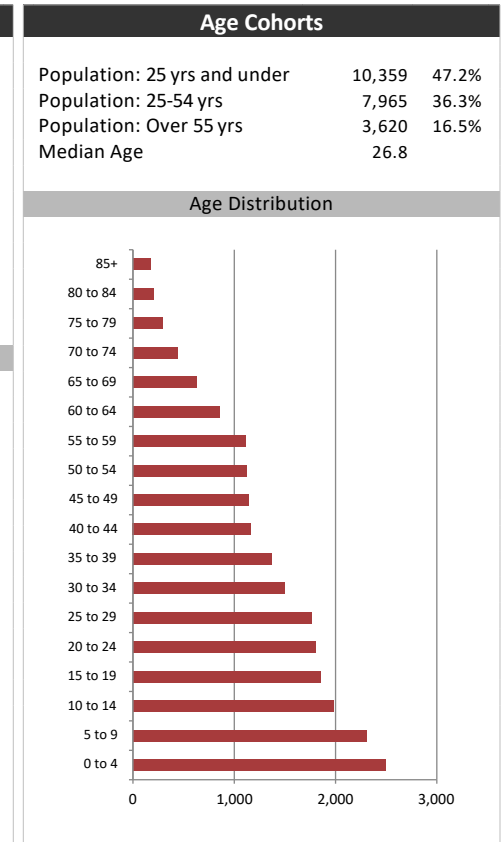
  

Age of Home Owners		
15 to 24 years	315	5.0%
25 to 34 years	1,236	19.7%
35 to 44 years	1,187	19.0%
45 to 54 years	1,287	20.5%
55 to 64 years	1,145	18.3%
65 to 74 years	636	10.2%
75 years or over	455	7.3%

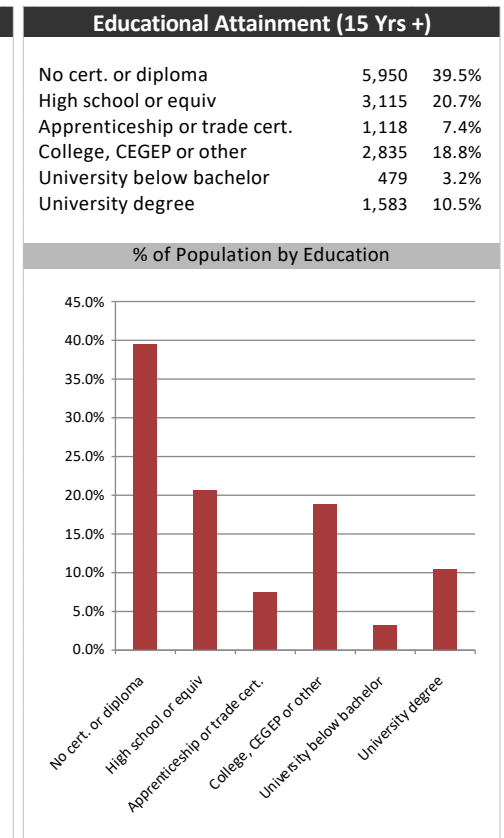
Population & Household Summary	
Total Population	21,944
Population Growth 2013-2018	7.5%
Population Growth 2018-2023	5.1%
Total Households	6,261
Household Growth 2013-2018	5.9%
Household Growth 2018-2023	5.7%
% of Households with Children	60.6%
% of Households - Married w/ Kids	34.7%
% of Households - Single Parent	25.9%

% of Households by Household Size	
1 person	18.0%
2 persons	24.0%
3 persons	15.5%
4 persons	14.5%
5 or more persons	27.5%



Visible Minorities & Language	
<b>Population by Visible Minority</b>	
Chinese	0.1%
South Asian	0.0%
Black	0.1%
Filipino	0.5%
Latin American	0.0%
Southeast Asian	0.0%
Arab	0.1%
West Asian	0.0%
Korean	0.0%
Japanese	0.0%
Visible minority, n.i.e.	0.0%
Multiple visible minorities	0.0%
<b>Population by Mother Tongue</b>	
Single Responses	99.5%
English	78.1%
French	1.0%
Non-Official languages	20.4%
Multiple responses	0.5%



# Sioux Lookout Bulletin



## Distribution Map

Map

