

Smiths Falls Record News



Summary Report

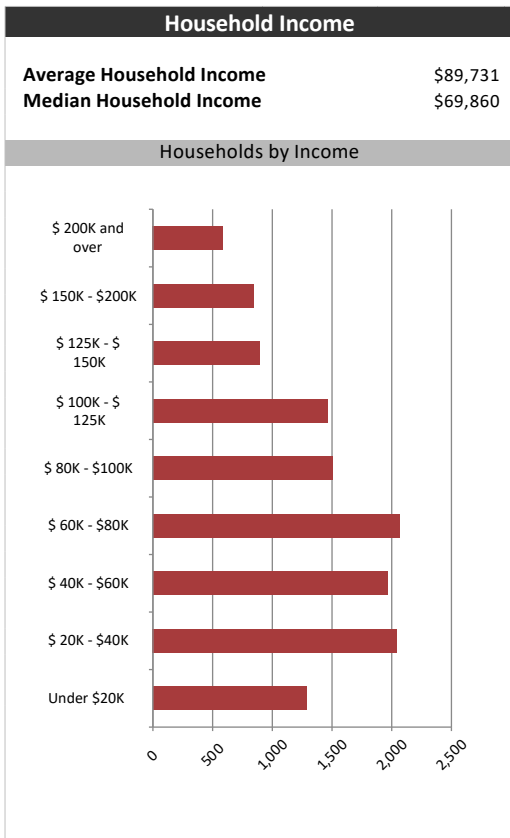
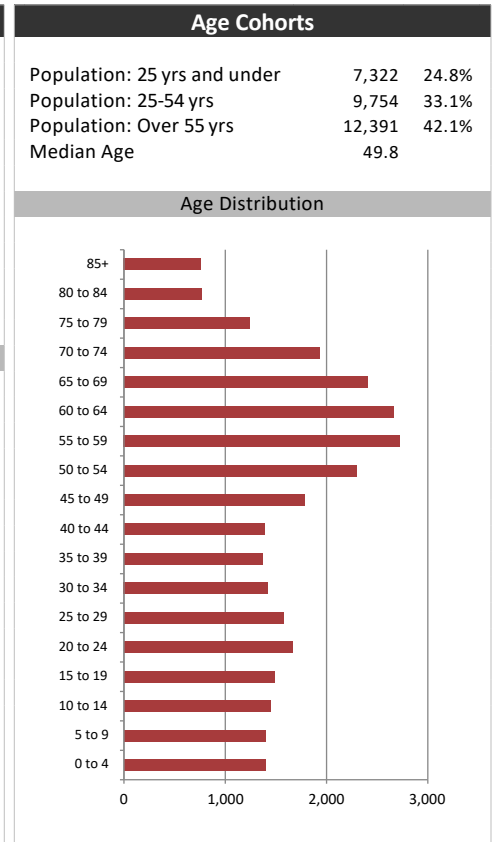
June 7, 2019

Market Information		
Average Household Spending / Yr		
Mortgage payments	\$	5,835
Cell Phone, Pager & Services	\$	1,134
Internet Access Services	\$	522
Home Renovations	\$	1,254
Retirement & pension fund payments	\$	1,638
Lotteries	\$	855
Health Insurance	\$	832
Household appliances	\$	652
Furnishings	\$	1,335
Computer hardware	\$	163
Auto/Truck Purchase	\$	8,239
Auto/Truck Rental or Lease	\$	103
Air Travel	\$	1,070

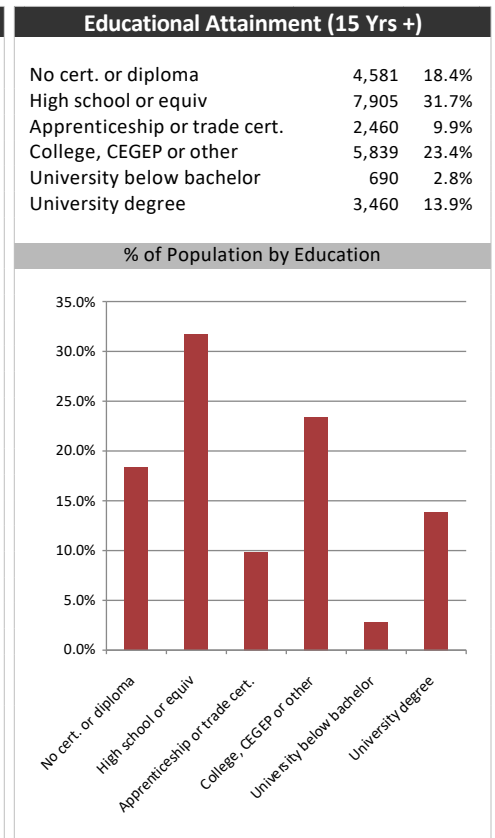
Age of Home Owners		
15 to 24 years	286	2.3%
25 to 34 years	1,143	9.1%
35 to 44 years	1,371	10.9%
45 to 54 years	2,364	18.9%
55 to 64 years	3,063	24.4%
65 to 74 years	2,603	20.8%
75 years or over	1,707	13.6%

Population & Household Summary	
Total Population	29,467
Population Growth 2013-2018	-0.6%
Population Growth 2018-2023	1.2%
Total Households	12,537
Household Growth 2013-2018	1.9%
Household Growth 2018-2023	1.2%
% of Households with Children	35.9%
% of Households - Married w/ Kids	25.2%
% of Households - Single Parent	10.7%

% of Households by Household Size	
1 person	25.5%
2 persons	41.5%
3 persons	14.5%
4 persons	11.5%
5 or more persons	6.5%



Visible Minorities & Language	
Population by Visible Minority	
Chinese	0.5%
South Asian	0.3%
Black	0.4%
Filipino	0.2%
Latin American	0.1%
Southeast Asian	0.4%
Arab	0.0%
West Asian	0.0%
Korean	0.1%
Japanese	0.0%
Visible minority, n.i.e.	0.0%
Multiple visible minorities	0.1%
Population by Mother Tongue	
Single Responses	99.5%
English	93.8%
French	3.2%
Non-Official languages	2.4%
Multiple responses	0.5%



Smiths Falls Record News



Distribution Map

