

Stoney Creek News



Summary Report

June 7, 2019

Market Information

Average Household Spending / Yr		
Mortgage payments	\$	6,291
Cell Phone, Pager & Services	\$	1,167
Internet Access Services	\$	493
Home Renovations	\$	813
Retirement & pension fund payments	\$	1,788
Lotteries	\$	1,244
Health Insurance	\$	390
Household appliances	\$	593
Furnishings	\$	1,330
Computer hardware	\$	223
Auto/Truck Purchase	\$	6,604
Auto/Truck Rental or Lease	\$	176
Air Travel	\$	1,307

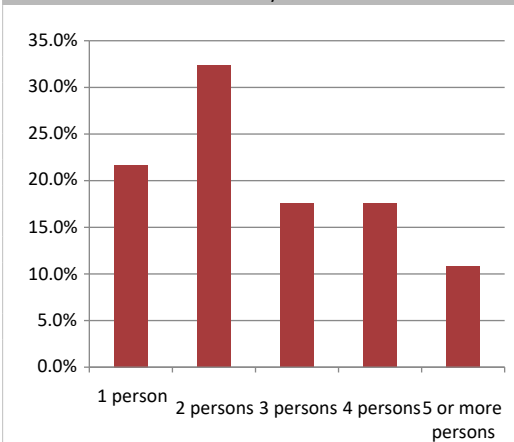
Age of Home Owners

15 to 24 years	314	0.9%
25 to 34 years	4,121	12.0%
35 to 44 years	5,882	17.2%
45 to 54 years	6,709	19.6%
55 to 64 years	7,491	21.9%
65 to 74 years	5,462	16.0%
75 years or over	4,225	12.4%

Population & Household Summary

Total Population	92,334
Population Growth 2013-2018	5.9%
Population Growth 2018-2023	3.9%
Total Households	34,205
Household Growth 2013-2018	7.5%
Household Growth 2018-2023	4.5%
% of Households with Children	49.6%
% of Households - Married w/ Kids	37.3%
% of Households - Single Parent	12.4%

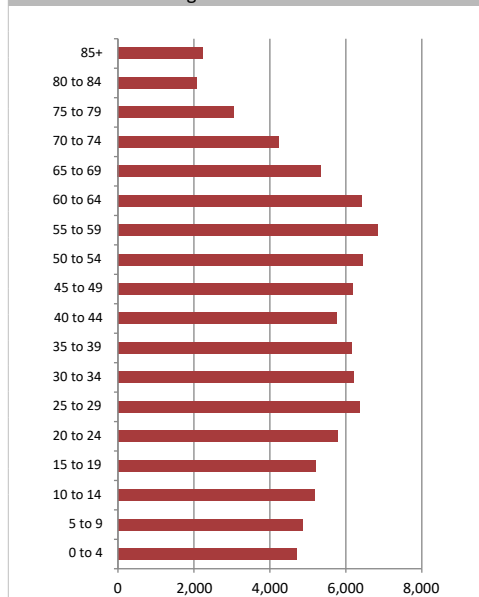
% of Households by Household Size



Age Cohorts

Population: 25 yrs and under	25,538	27.7%
Population: 25-54 yrs	36,892	40.0%
Population: Over 55 yrs	29,903	32.4%
Median Age	41.8	

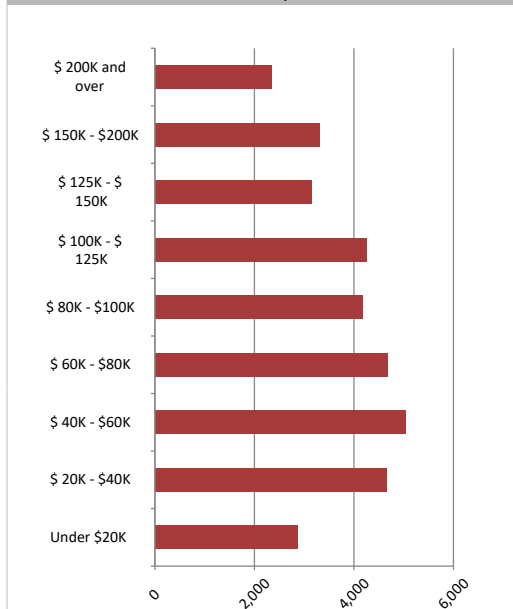
Age Distribution



Household Income

Average Household Income	\$100,680
Median Household Income	\$79,950

Households by Income



Visible Minorities & Language

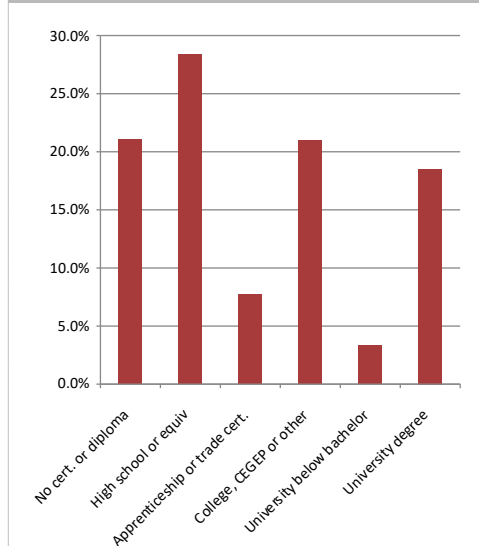
Population by Visible Minority	
Chinese	0.9%
South Asian	8.0%
Black	1.5%
Filipino	0.7%
Latin American	1.2%
Southeast Asian	1.2%
Arab	1.1%
West Asian	0.5%
Korean	0.2%
Japanese	0.2%
Visible minority, n.i.e.	0.3%
Multiple visible minorities	0.4%

Population by Mother Tongue	
Single Responses	97.8%
English	65.0%
French	1.2%
Non-Official languages	31.5%
Multiple responses	2.2%

Educational Attainment (15 Yrs +)

No cert. or diploma	16,161	21.1%
High school or equiv	21,730	28.3%
Apprenticeship or trade cert.	5,913	7.7%
College, CEGEP or other	16,085	21.0%
University below bachelor	2,562	3.3%
University degree	14,204	18.5%

% of Population by Education



Stoney Creek News



Distribution Map

Map

