

# Stouffville Sun-Tribune



## Summary Report

June 7, 2019

Market Information		
Average Household Spending / Yr		
Mortgage payments	\$	12,620
Cell Phone, Pager & Services	\$	1,758
Internet Access Services	\$	659
Home Renovations	\$	4,364
Retirement & pension fund payments	\$	2,018
Lotteries	\$	1,138
Health Insurance	\$	713
Household appliances	\$	721
Furnishings	\$	2,500
Computer hardware	\$	375
Auto/Truck Purchase	\$	10,121
Auto/Truck Rental or Lease	\$	467
Air Travel	\$	2,583

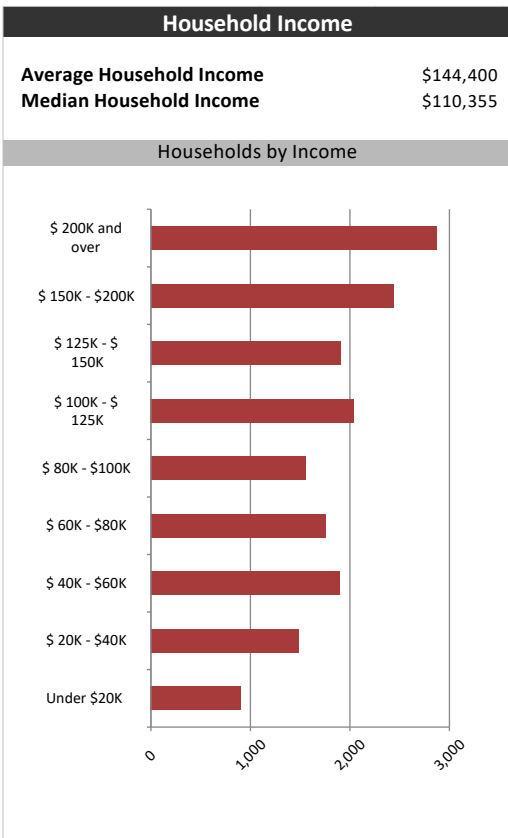
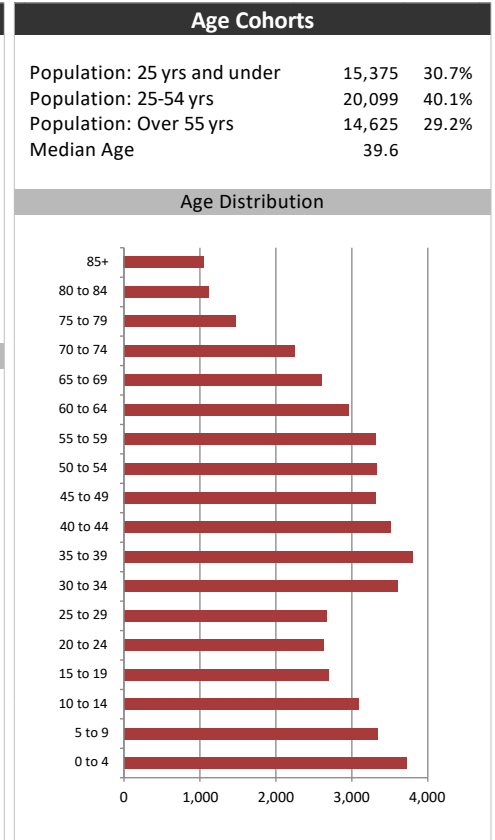
  

Age of Home Owners		
15 to 24 years	57	0.3%
25 to 34 years	2,051	12.3%
35 to 44 years	3,535	21.1%
45 to 54 years	3,514	21.0%
55 to 64 years	3,247	19.4%
65 to 74 years	2,461	14.7%
75 years or over	1,869	11.2%

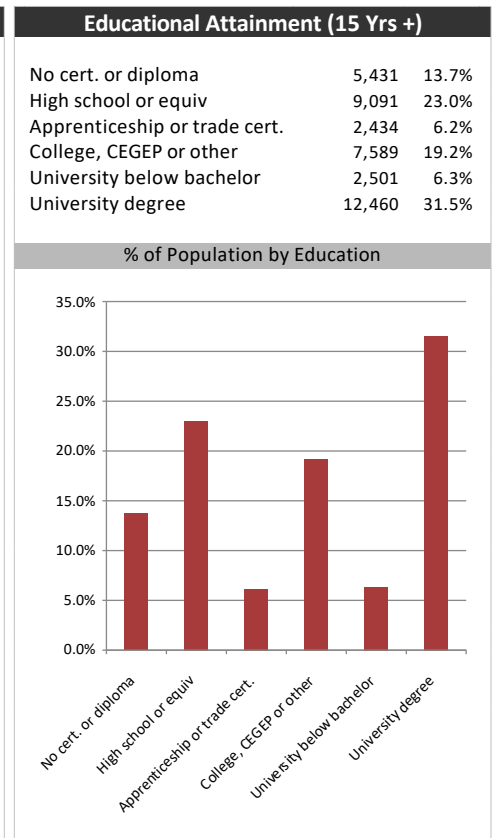
Population & Household Summary	
Total Population	50,099
Population Growth 2013-2018	17.9%
Population Growth 2018-2023	10.4%
Total Households	16,734
Household Growth 2013-2018	15.4%
Household Growth 2018-2023	10.7%
% of Households with Children	54.1%
% of Households - Married w/ Kids	45.9%
% of Households - Single Parent	8.1%

% of Households by Household Size	
1 person	15.0%
2 persons	30.0%
3 persons	18.5%
4 persons	22.0%
5 or more persons	13.5%



Visible Minorities & Language	
<b>Population by Visible Minority</b>	
Chinese	10.0%
South Asian	9.0%
Black	2.4%
Filipino	2.3%
Latin American	0.8%
Southeast Asian	0.6%
Arab	0.6%
West Asian	0.8%
Korean	0.4%
Japanese	0.2%
Visible minority, n.i.e.	0.7%
Multiple visible minorities	1.1%
<b>Population by Mother Tongue</b>	
Single Responses	97.6%
English	70.6%
French	1.0%
Non-Official languages	26.1%
Multiple responses	2.4%



# Stouffville Sun-Tribune



## Distribution Map

