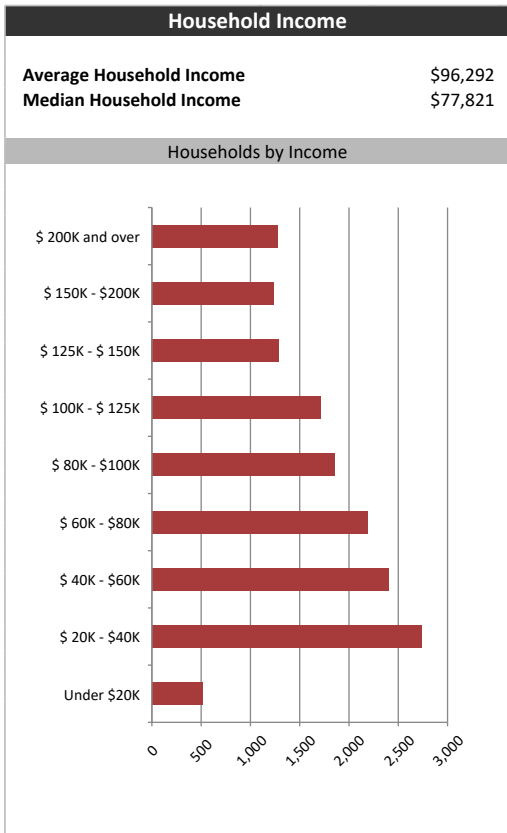
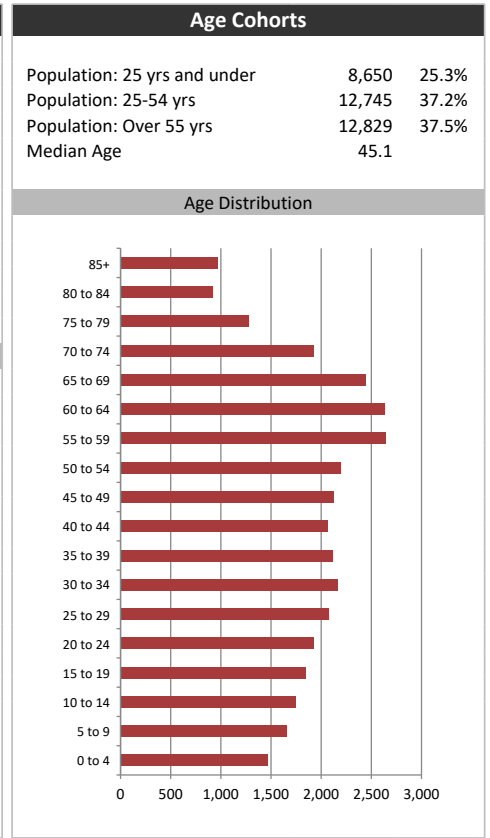


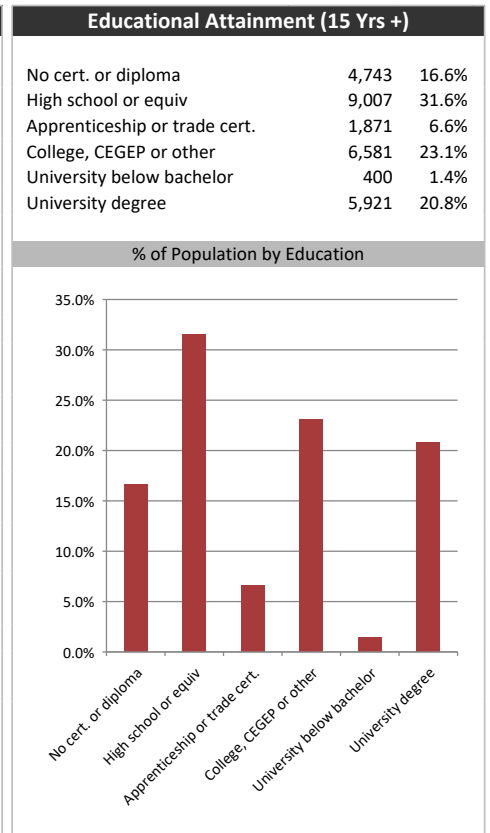
Market Information		
Average Household Spending / Yr		
Mortgage payments	\$	4,625
Cell Phone, Pager & Services	\$	1,070
Internet Access Services	\$	473
Home Renovations	\$	1,149
Retirement & pension fund payments	\$	1,471
Lotteries	\$	535
Health Insurance	\$	582
Household appliances	\$	459
Furnishings	\$	1,495
Computer hardware	\$	188
Auto/Truck Purchase	\$	6,954
Auto/Truck Rental or Lease	\$	135
Air Travel	\$	156
Age of Home Owners		
15 to 24 years	444	2.9%
25 to 34 years	2,046	13.5%
35 to 44 years	2,310	15.2%
45 to 54 years	2,508	16.5%
55 to 64 years	3,262	21.5%
65 to 74 years	2,772	18.2%
75 years or over	1,855	12.2%

Population & Household Summary	
Total Population	34,224
Population Growth 2016-2021	5.9%
Population Growth 2021-2026	3.8%
Total Households	15,197
Household Growth 2016-2021	6.8%
Household Growth 2021-2026	3.9%
% of Households with Children	35.0%
% of Households - Married w/ Kids	23.9%
% of Households - Single Parent	11.1%
% of Households by Household Size	

Household Size	% of Households
1 person	~33.5%
2 persons	~36.0%
3 persons	~14.0%
4 persons	~11.5%
5 or more persons	~5.5%



Visible Minorities & Language	
Population by Visible Minority	
Chinese	0.6%
South Asian	1.7%
Black	1.4%
Filipino	0.4%
Latin American	0.7%
Southeast Asian	1.0%
Arab	0.3%
West Asian	0.1%
Korean	0.2%
Japanese	0.4%
Visible minority, n.i.e.	0.2%
Multiple visible minorities	0.0%
Population by Mother Tongue	
Single Responses	99.2%
English	91.7%
French	0.6%
Non-Official languages	6.8%
Multiple responses	0.8%



Stratford Times

