

# Strathroy Middlesex Age Dispatch



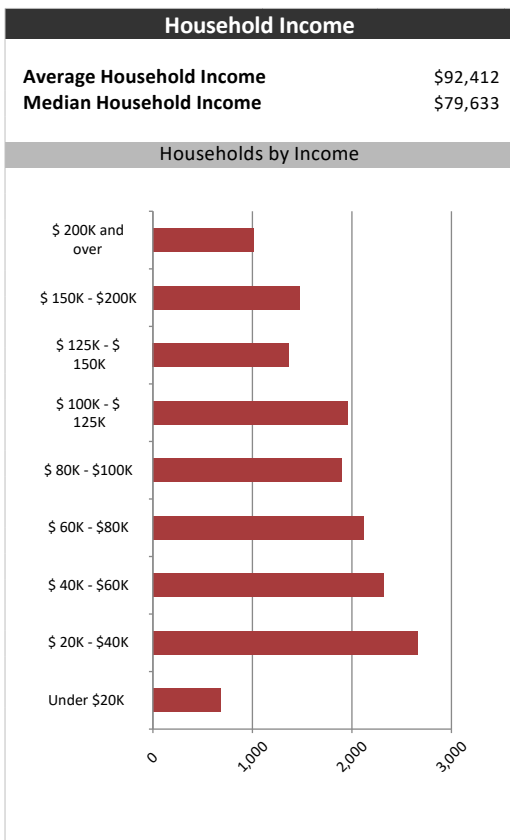
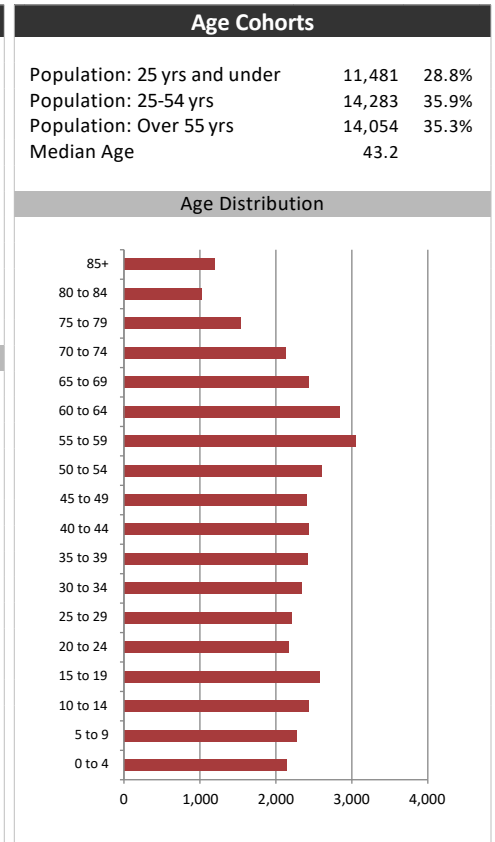
## Summary Report

March 15, 2021

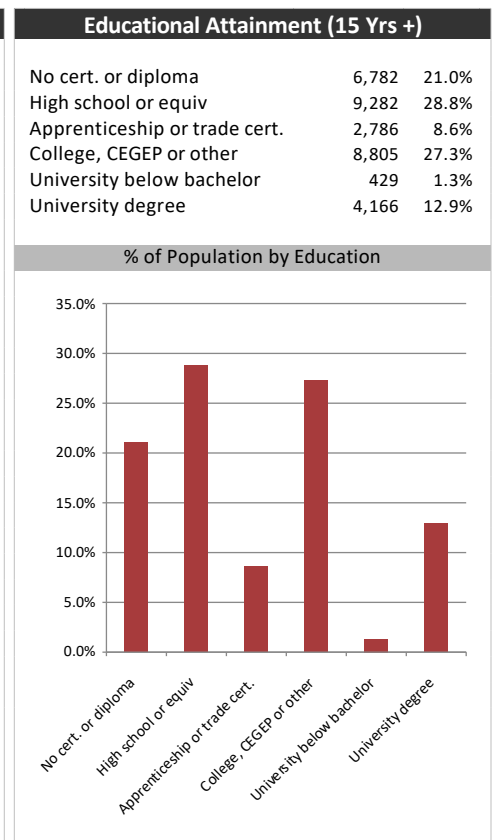
| Market Information                 |       |       |
|------------------------------------|-------|-------|
| Average Household Spending / Yr    |       |       |
| Mortgage payments                  | \$    | 4,669 |
| Cell Phone, Pager & Services       | \$    | 1,220 |
| Internet Access Services           | \$    | 524   |
| Home Renovations                   | \$    | 669   |
| Retirement & pension fund payments | \$    | 1,519 |
| Lotteries                          | \$    | 599   |
| Health Insurance                   | \$    | 648   |
| Household appliances               | \$    | 814   |
| Furnishings                        | \$    | 1,371 |
| Computer hardware                  | \$    | 269   |
| Auto/Truck Purchase                | \$    | 7,741 |
| Auto/Truck Rental or Lease         | \$    | 190   |
| Air Travel                         | \$    | 261   |
| Age of Home Owners                 |       |       |
| 15 to 24 years                     | 258   | 1.7%  |
| 25 to 34 years                     | 2,014 | 13.1% |
| 35 to 44 years                     | 2,394 | 15.6% |
| 45 to 54 years                     | 2,675 | 17.4% |
| 55 to 64 years                     | 3,237 | 21.1% |
| 65 to 74 years                     | 2,659 | 17.3% |
| 75 years or over                   | 2,110 | 13.7% |

| Population & Household Summary    |        |
|-----------------------------------|--------|
| Total Population                  | 39,818 |
| Population Growth 2015-2020       | 6.8%   |
| Population Growth 2020-2025       | 6.4%   |
| Total Households                  | 15,347 |
| Household Growth 2015-2020        | 6.5%   |
| Household Growth 2020-2025        | 6.2%   |
| % of Households with Children     | 42.3%  |
| % of Households - Married w/ Kids | 32.4%  |
| % of Households - Single Parent   | 10.0%  |
| % of Households by Household Size |        |

| Household Size    | Percentage |
|-------------------|------------|
| 1 person          | ~23.5%     |
| 2 persons         | ~37.5%     |
| 3 persons         | ~14.5%     |
| 4 persons         | ~15.0%     |
| 5 or more persons | ~9.5%      |



| Visible Minorities & Language  |       |
|--------------------------------|-------|
| Population by Visible Minority |       |
| Chinese                        | 0.1%  |
| South Asian                    | 0.2%  |
| Black                          | 0.5%  |
| Filipino                       | 0.1%  |
| Latin American                 | 0.2%  |
| Southeast Asian                | 0.4%  |
| Arab                           | 0.1%  |
| West Asian                     | 0.0%  |
| Korean                         | 0.1%  |
| Japanese                       | 0.1%  |
| Visible minority, n.i.e.       | 0.1%  |
| Multiple visible minorities    | 0.1%  |
| Population by Mother Tongue    |       |
| Single Responses               | 99.3% |
| English                        | 89.3% |
| French                         | 0.9%  |
| Non-Official languages         | 9.1%  |
| Multiple responses             | 0.7%  |



# Strathroy Middlesex Age Dispatch



*Distribution Map*

Map

