

Sturgeon Falls, West Nipissing Tribune



Summary Report

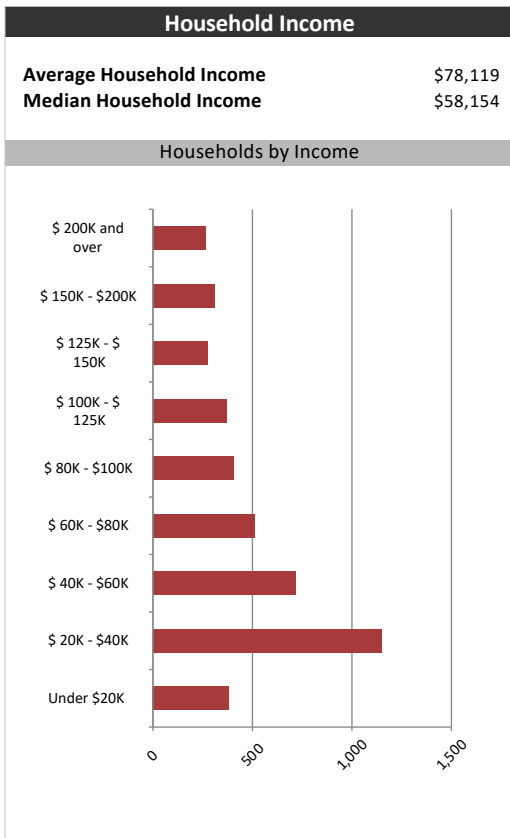
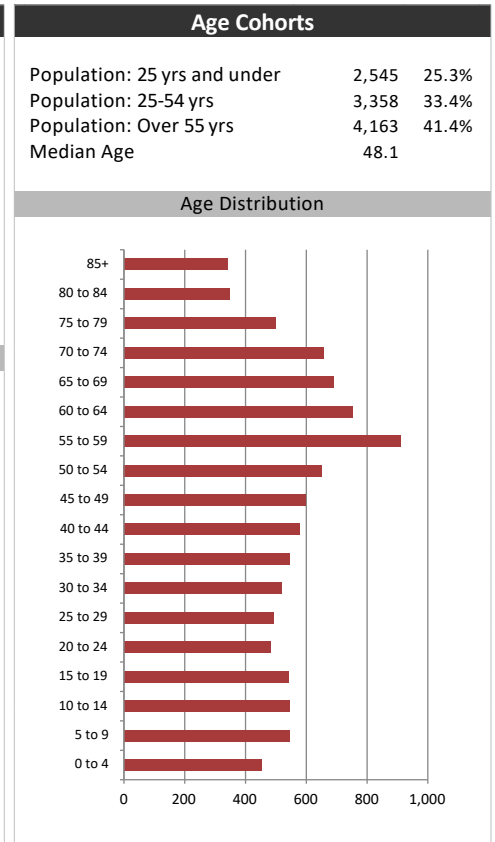
March 15, 2021

Market Information		
Average Household Spending / Yr		
Mortgage payments	\$	2,310
Cell Phone, Pager & Services	\$	846
Internet Access Services	\$	389
Home Renovations	\$	1,167
Retirement & pension fund payments	\$	1,436
Lotteries	\$	1,404
Health Insurance	\$	326
Household appliances	\$	595
Furnishings	\$	1,154
Computer hardware	\$	136
Auto/Truck Purchase	\$	5,812
Auto/Truck Rental or Lease	\$	61
Air Travel	\$	125

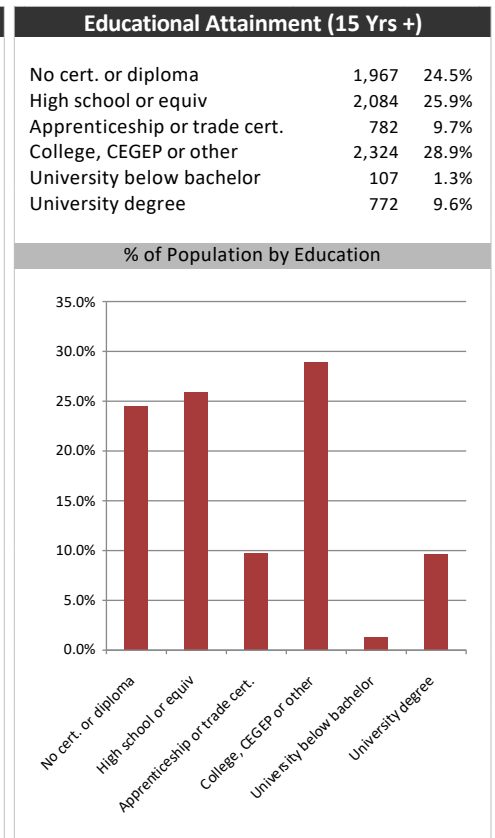
Age of Home Owners		
15 to 24 years	124	2.9%
25 to 34 years	499	11.5%
35 to 44 years	617	14.3%
45 to 54 years	663	15.3%
55 to 64 years	929	21.5%
65 to 74 years	799	18.5%
75 years or over	694	16.1%

Population & Household Summary	
Total Population	10,066
Population Growth 2015-2020	9.7%
Population Growth 2020-2025	4.4%
Total Households	4,324
Household Growth 2015-2020	8.4%
Household Growth 2020-2025	4.1%
% of Households with Children	32.6%
% of Households - Married w/ Kids	21.0%
% of Households - Single Parent	11.6%

% of Households by Household Size	
1 person	32.6%
2 persons	38.5%
3 persons	13.2%
4 persons	10.5%
5 or more persons	4.8%



Visible Minorities & Language	
Population by Visible Minority	
Chinese	0.5%
South Asian	0.3%
Black	0.9%
Filipino	0.0%
Latin American	0.0%
Southeast Asian	0.0%
Arab	0.0%
West Asian	0.0%
Korean	0.0%
Japanese	0.1%
Visible minority, n.i.e.	0.1%
Multiple visible minorities	0.0%
Population by Mother Tongue	
Single Responses	97.1%
English	31.3%
French	64.5%
Non-Official languages	1.2%
Multiple responses	2.9%



Sturgeon Falls, West Nipissing Tribune

Map

