

Sudbury Northern Life

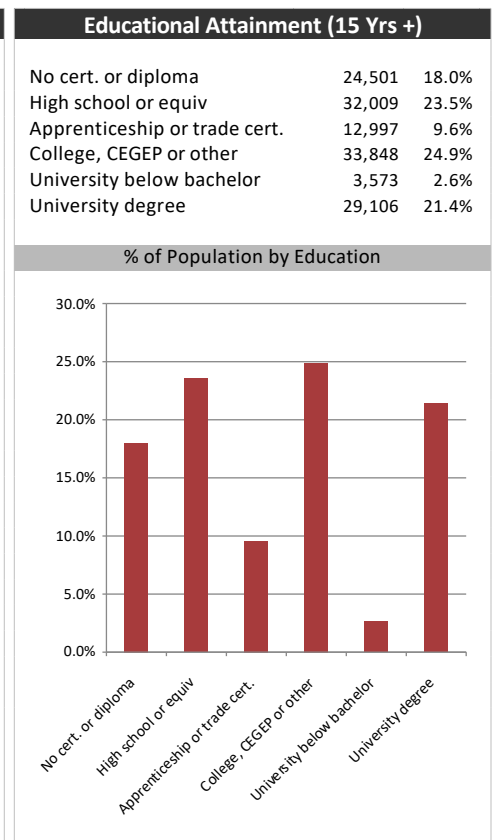


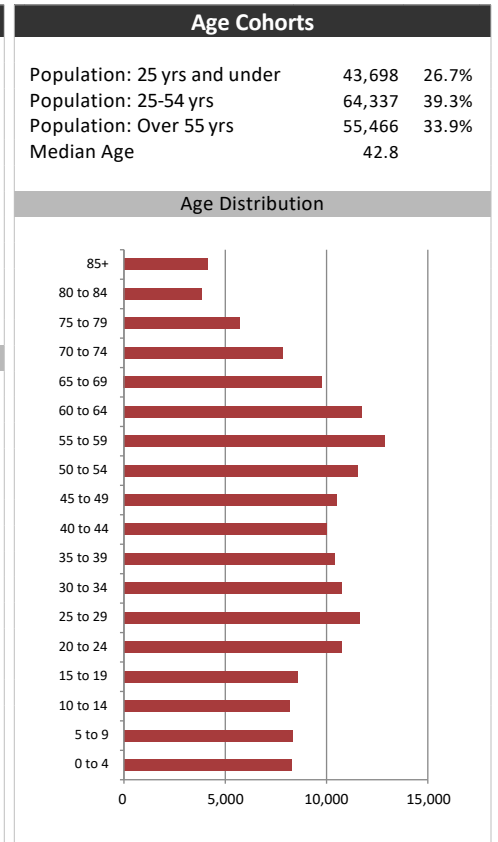
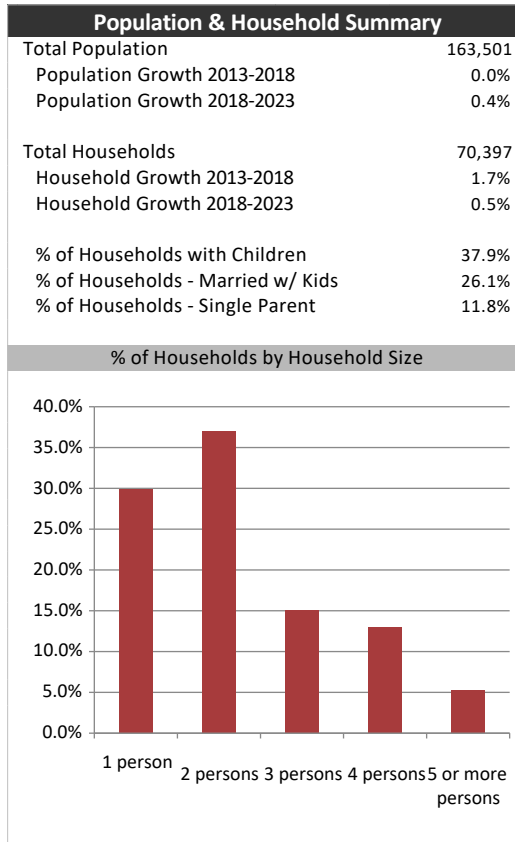


Summary Report

June 7, 2019

Market Information		
Average Household Spending / Yr		
Mortgage payments	\$	4,504
Cell Phone, Pager & Services	\$	1,067
Internet Access Services	\$	504
Home Renovations	\$	1,802
Retirement & pension fund payments	\$	2,060
Lotteries	\$	1,315
Health Insurance	\$	370
Household appliances	\$	722
Furnishings	\$	1,313
Computer hardware	\$	188
Auto/Truck Purchase	\$	7,172
Auto/Truck Rental or Lease	\$	111
Air Travel	\$	764

Age of Home Owners		
15 to 24 years	2,526	3.6%
25 to 34 years	10,931	15.5%
35 to 44 years	11,063	15.7%
45 to 54 years	12,733	18.1%
55 to 64 years	14,013	19.9%
65 to 74 years	10,833	15.4%
75 years or over	8,297	11.8%



Sudbury Northern Life



Distribution Map

Map

