

Terrace Bay-Schreiber News



Summary Report

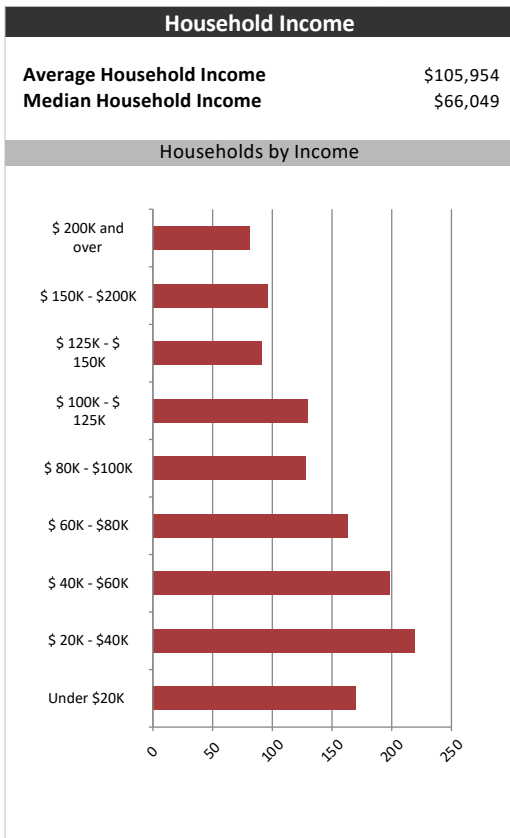
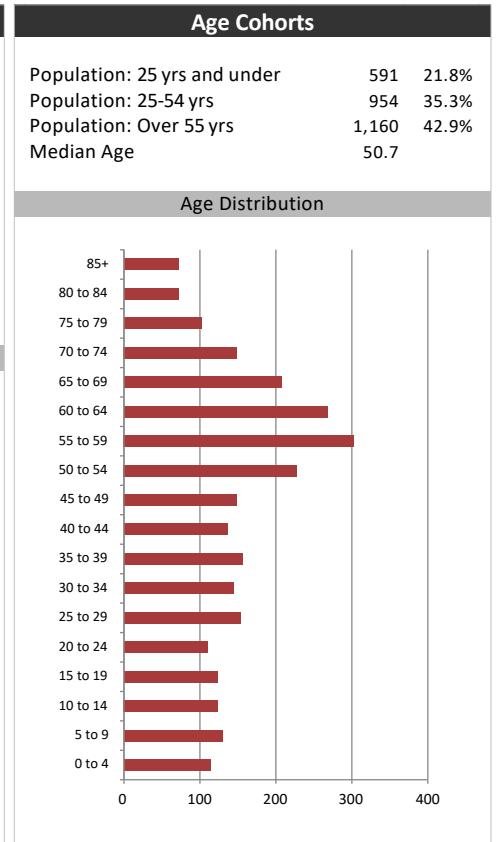
June 7, 2019

Market Information		
Average Household Spending / Yr		
Mortgage payments	\$	3,901
Cell Phone, Pager & Services	\$	1,088
Internet Access Services	\$	502
Home Renovations	\$	1,032
Retirement & pension fund payments	\$	2,221
Lotteries	\$	1,101
Health Insurance	\$	555
Household appliances	\$	507
Furnishings	\$	1,154
Computer hardware	\$	123
Auto/Truck Purchase	\$	8,849
Auto/Truck Rental or Lease	\$	71
Air Travel	\$	772

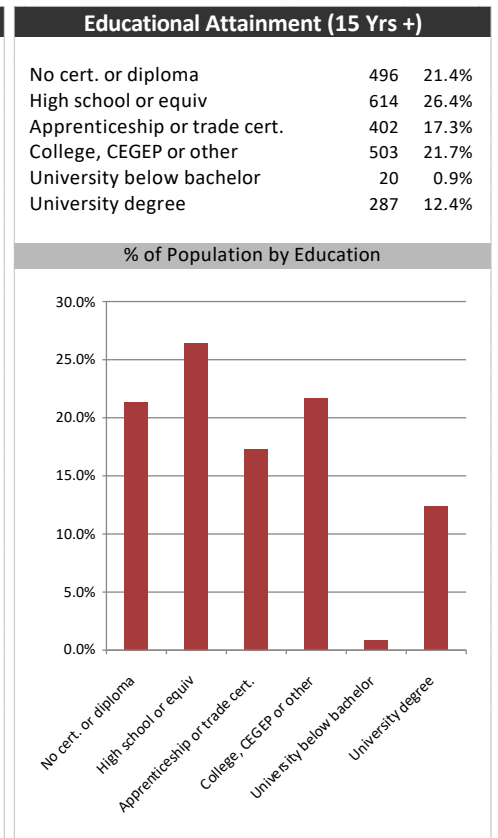
Age of Home Owners		
15 to 24 years	6	0.5%
25 to 34 years	135	10.7%
35 to 44 years	176	13.9%
45 to 54 years	209	16.5%
55 to 64 years	347	27.4%
65 to 74 years	217	17.1%
75 years or over	176	13.9%

Population & Household Summary	
Total Population	2,705
Population Growth 2013-2018	0.8%
Population Growth 2018-2023	-0.9%
Total Households	1,266
Household Growth 2013-2018	3.3%
Household Growth 2018-2023	-0.3%
% of Households with Children	28.6%
% of Households - Married w/ Kids	22.5%
% of Households - Single Parent	6.1%

% of Households by Household Size	
1 person	35.0%
2 persons	38.0%
3 persons	11.0%
4 persons	9.0%
5 or more persons	4.0%



Visible Minorities & Language	
Population by Visible Minority	
Chinese	0.5%
South Asian	0.0%
Black	0.5%
Filipino	0.0%
Latin American	0.2%
Southeast Asian	0.0%
Arab	0.0%
West Asian	0.0%
Korean	0.0%
Japanese	0.0%
Visible minority, n.i.e.	0.2%
Multiple visible minorities	0.3%
Population by Mother Tongue	
Single Responses	99.1%
English	86.7%
French	6.3%
Non-Official languages	6.1%
Multiple responses	0.9%

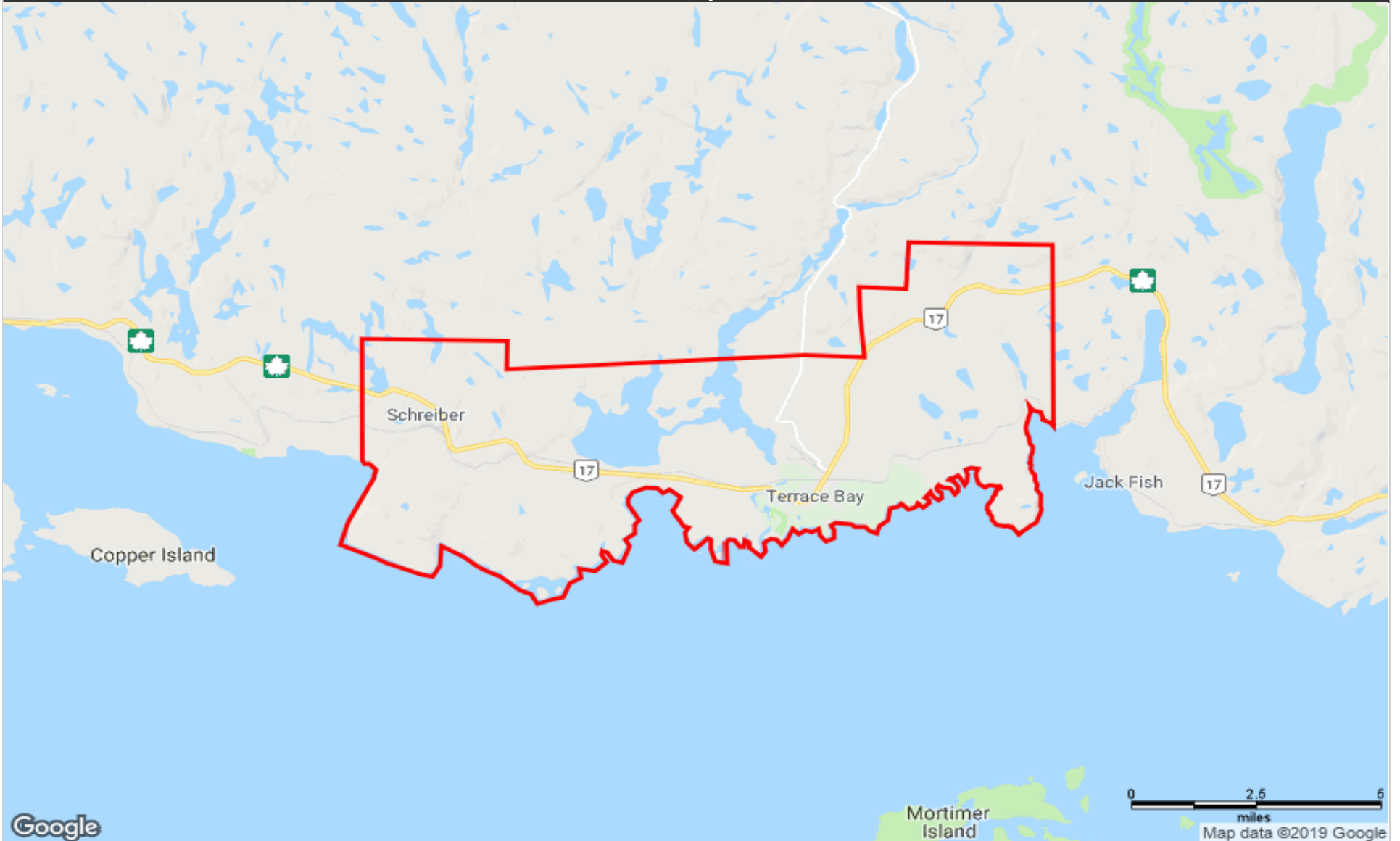


Terrace Bay-Schreiber News



Distribution Map

Map



Google