

Thamesville Herald



Summary Report

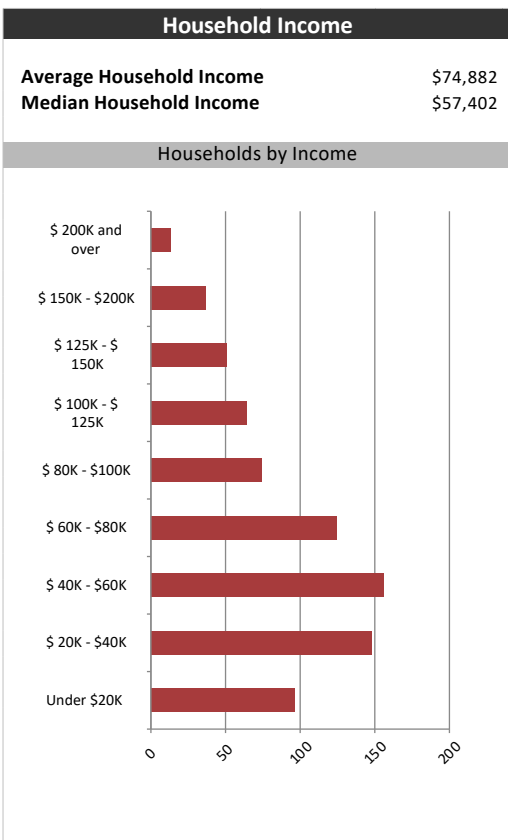
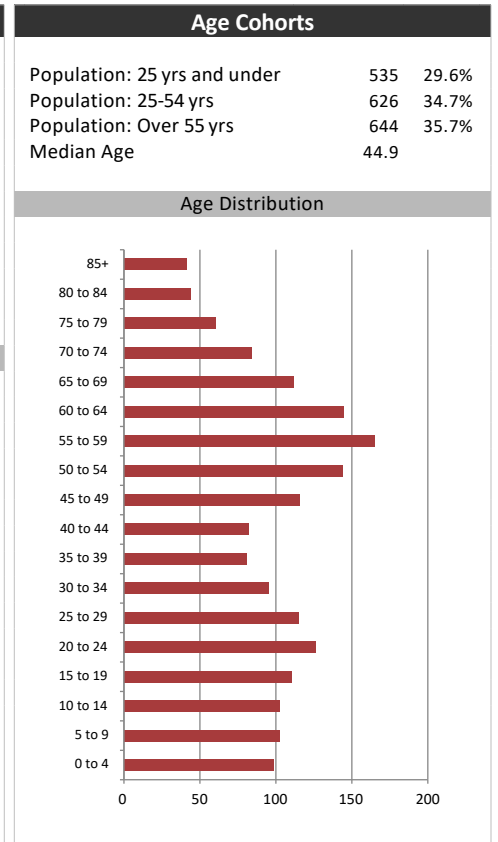
June 7, 2019

Market Information		
Average Household Spending / Yr		
Mortgage payments	\$	3,855
Cell Phone, Pager & Services	\$	1,088
Internet Access Services	\$	456
Home Renovations	\$	476
Retirement & pension fund payments	\$	996
Lotteries	\$	966
Health Insurance	\$	282
Household appliances	\$	543
Furnishings	\$	722
Computer hardware	\$	191
Auto/Truck Purchase	\$	5,642
Auto/Truck Rental or Lease	\$	93
Air Travel	\$	699

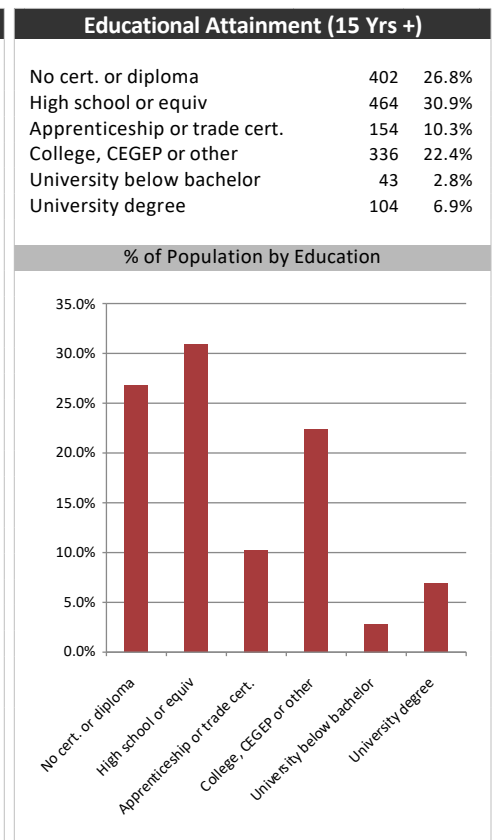
Age of Home Owners		
15 to 24 years	33	4.4%
25 to 34 years	47	6.2%
35 to 44 years	82	10.9%
45 to 54 years	157	20.7%
55 to 64 years	192	25.4%
65 to 74 years	142	18.9%
75 years or over	102	13.5%

Population & Household Summary	
Total Population	1,805
Population Growth 2013-2018	-3.6%
Population Growth 2018-2023	-2.9%
Total Households	755
Household Growth 2013-2018	0.1%
Household Growth 2018-2023	-1.6%
% of Households with Children	36.8%
% of Households - Married w/ Kids	27.6%
% of Households - Single Parent	9.2%

% of Households by Household Size	
1 person	27.0%
2 persons	39.0%
3 persons	13.0%
4 persons	12.0%
5 or more persons	9.0%



Visible Minorities & Language	
Population by Visible Minority	
Chinese	0.0%
South Asian	2.6%
Black	0.0%
Filipino	0.2%
Latin American	0.0%
Southeast Asian	0.4%
Arab	0.0%
West Asian	0.0%
Korean	0.3%
Japanese	0.0%
Visible minority, n.i.e.	0.0%
Multiple visible minorities	0.0%
Population by Mother Tongue	
Single Responses	98.9%
English	87.9%
French	1.5%
Non-Official languages	9.5%
Multiple responses	1.1%



Thamesville Herald

Distribution Map

Map

