

Tillsonburg News



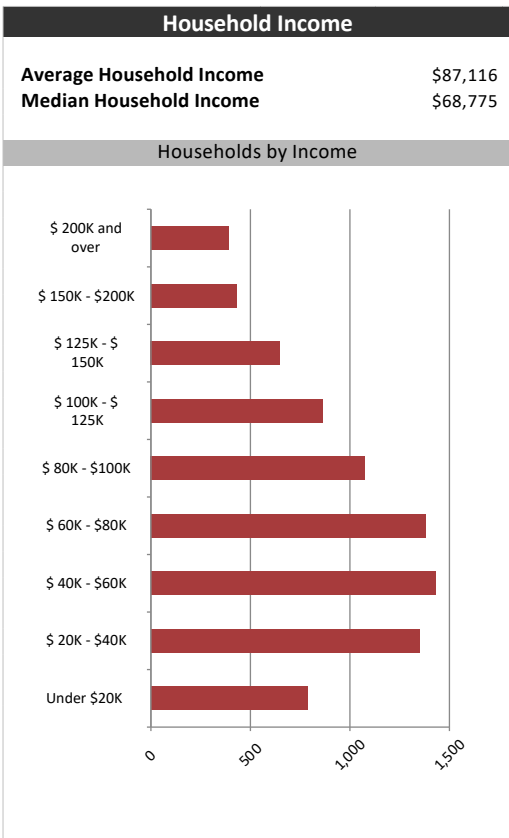
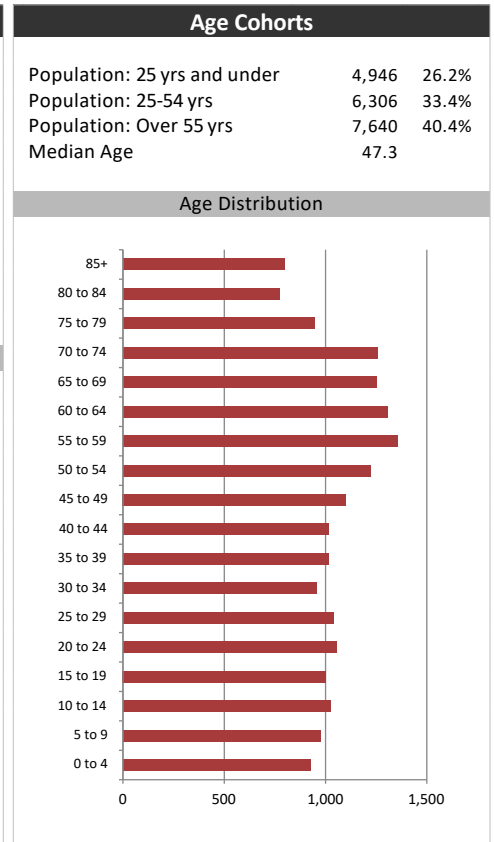
Summary Report

June 7, 2019

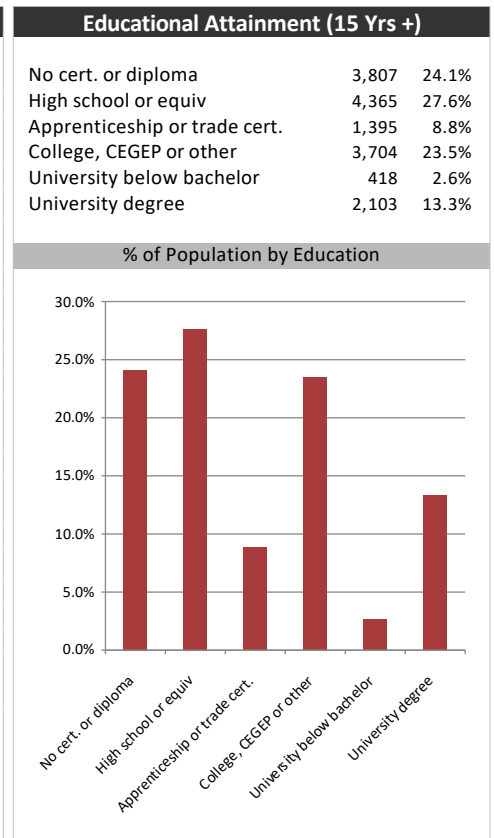
| Market Information | | |
|------------------------------------|-------|-------|
| Average Household Spending / Yr | | |
| Mortgage payments | \$ | 4,526 |
| Cell Phone, Pager & Services | \$ | 994 |
| Internet Access Services | \$ | 476 |
| Home Renovations | \$ | 517 |
| Retirement & pension fund payments | \$ | 1,097 |
| Lotteries | \$ | 600 |
| Health Insurance | \$ | 601 |
| Household appliances | \$ | 615 |
| Furnishings | \$ | 1,087 |
| Computer hardware | \$ | 232 |
| Auto/Truck Purchase | \$ | 6,881 |
| Auto/Truck Rental or Lease | \$ | 232 |
| Air Travel | \$ | 730 |
| Age of Home Owners | | |
| 15 to 24 years | 242 | 2.9% |
| 25 to 34 years | 992 | 12.0% |
| 35 to 44 years | 1,049 | 12.7% |
| 45 to 54 years | 1,417 | 17.1% |
| 55 to 64 years | 1,490 | 18.0% |
| 65 to 74 years | 1,539 | 18.6% |
| 75 years or over | 1,561 | 18.8% |

| Population & Household Summary | |
|-----------------------------------|--------|
| Total Population | 18,892 |
| Population Growth 2013-2018 | 3.2% |
| Population Growth 2018-2023 | 2.5% |
| Total Households | 8,290 |
| Household Growth 2013-2018 | 4.1% |
| Household Growth 2018-2023 | 2.6% |
| % of Households with Children | 33.6% |
| % of Households - Married w/ Kids | 23.5% |
| % of Households - Single Parent | 10.1% |
| % of Households by Household Size | |

| Household Size | % of Households |
|-------------------|-----------------|
| 1 person | 30.0% |
| 2 persons | 40.0% |
| 3 persons | 13.0% |
| 4 persons | 10.0% |
| 5 or more persons | 6.0% |



| Visible Minorities & Language | |
|--------------------------------|-------|
| Population by Visible Minority | |
| Chinese | 0.4% |
| South Asian | 0.5% |
| Black | 1.6% |
| Filipino | 0.4% |
| Latin American | 0.1% |
| Southeast Asian | 0.9% |
| Arab | 0.0% |
| West Asian | 0.2% |
| Korean | 0.1% |
| Japanese | 0.0% |
| Visible minority, n.i.e. | 0.0% |
| Multiple visible minorities | 0.0% |
| Population by Mother Tongue | |
| Single Responses | 99.2% |
| English | 86.6% |
| French | 1.3% |
| Non-Official languages | 11.3% |
| Multiple responses | 0.8% |



Tillsonburg News



Distribution Map

Map

