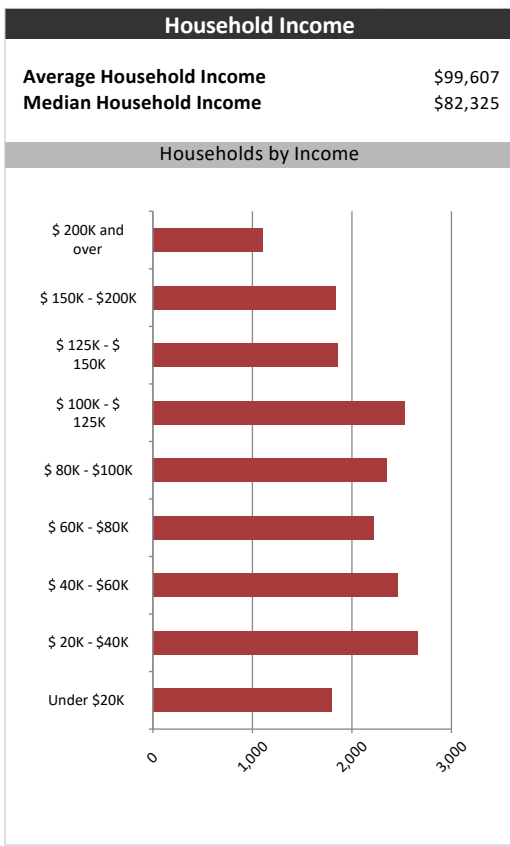
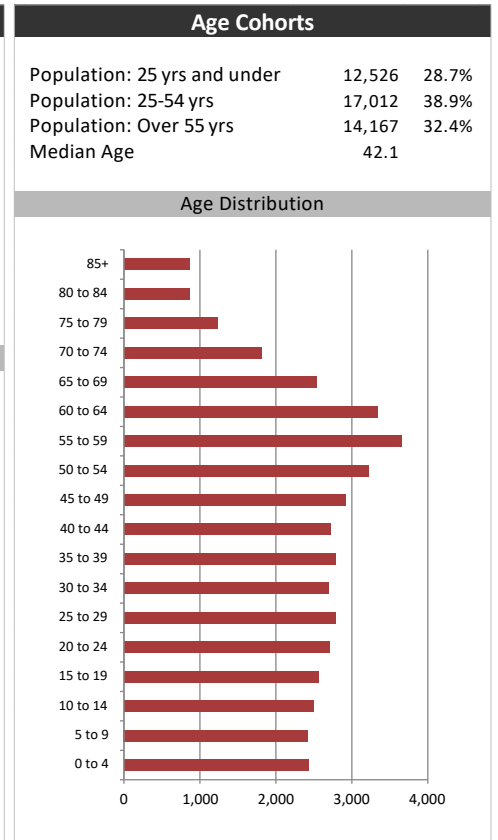


Market Information		
Average Household Spending / Yr		
Mortgage payments	\$	4,644
Cell Phone, Pager & Services	\$	1,105
Internet Access Services	\$	510
Home Renovations	\$	1,265
Retirement & pension fund payments	\$	1,838
Lotteries	\$	1,435
Health Insurance	\$	360
Household appliances	\$	703
Furnishings	\$	1,204
Computer hardware	\$	178
Auto/Truck Purchase	\$	7,448
Auto/Truck Rental or Lease	\$	96
Air Travel	\$	626

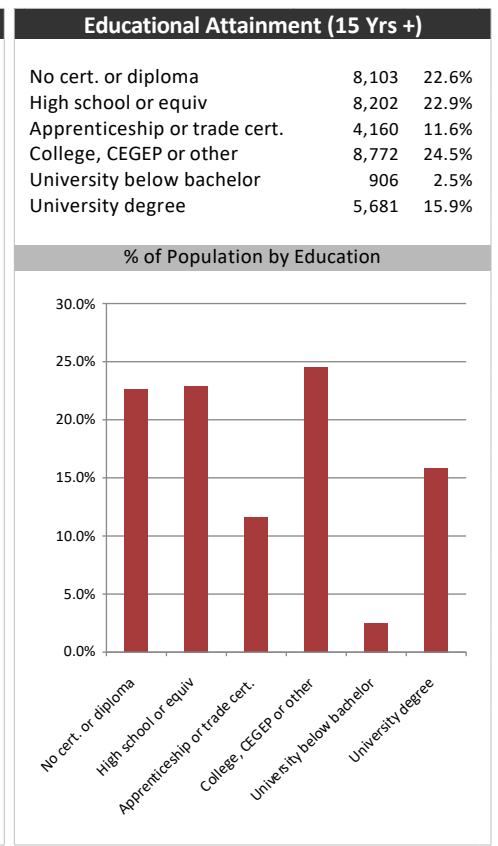
Age of Home Owners		
15 to 24 years	700	3.7%
25 to 34 years	2,644	14.1%
35 to 44 years	3,047	16.3%
45 to 54 years	3,478	18.6%
55 to 64 years	4,121	22.0%
65 to 74 years	2,779	14.9%
75 years or over	1,920	10.3%

Population & Household Summary	
Total Population	43,705
Population Growth 2013-2018	-4.6%
Population Growth 2018-2023	-3.2%
Total Households	18,689
Household Growth 2013-2018	-2.1%
Household Growth 2018-2023	-1.9%
% of Households with Children	38.9%
% of Households - Married w/ Kids	27.0%
% of Households - Single Parent	11.9%

% of Households by Household Size	
1 person	29.0%
2 persons	36.5%
3 persons	15.0%
4 persons	12.5%
5 or more persons	5.5%



Visible Minorities & Language	
Population by Visible Minority	
Chinese	0.5%
South Asian	0.6%
Black	0.4%
Filipino	0.3%
Latin American	0.1%
Southeast Asian	0.0%
Arab	0.1%
West Asian	0.1%
Korean	0.0%
Japanese	0.0%
Visible minority, n.i.e.	0.0%
Multiple visible minorities	0.2%
Population by Mother Tongue	
Single Responses	97.8%
English	57.6%
French	36.9%
Non-Official languages	3.3%
Multiple responses	2.2%



Timmins Times

Map

