

Tweed News



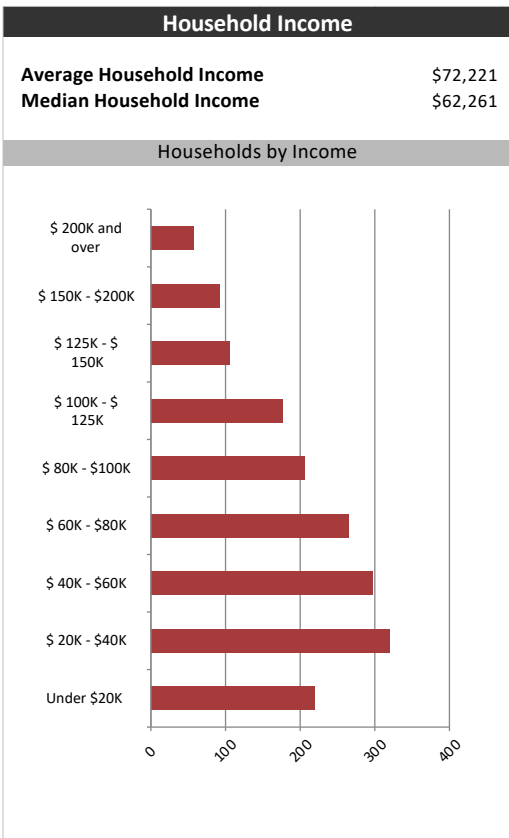
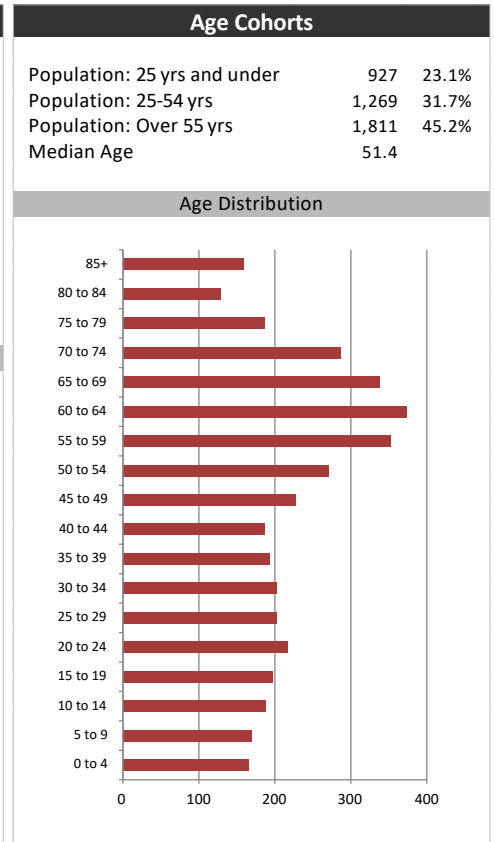
Summary Report

June 7, 2019

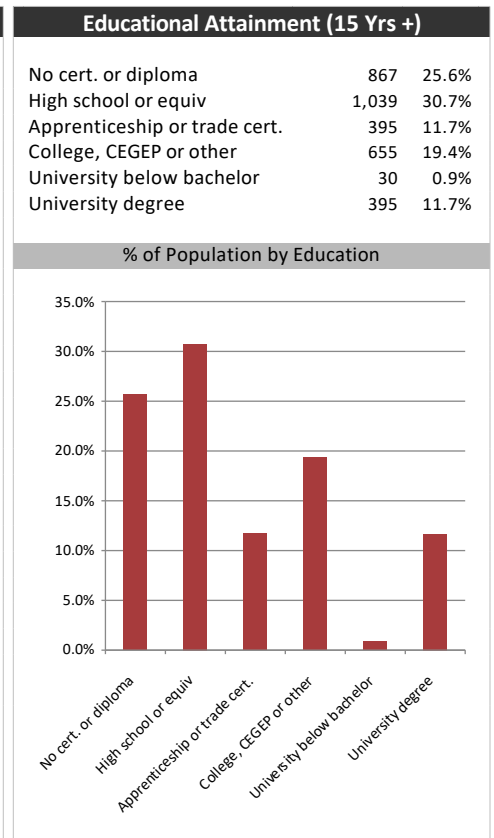
Market Information		
Average Household Spending / Yr		
Mortgage payments	\$	3,789
Cell Phone, Pager & Services	\$	747
Internet Access Services	\$	417
Home Renovations	\$	376
Retirement & pension fund payments	\$	1,277
Lotteries	\$	816
Health Insurance	\$	529
Household appliances	\$	577
Furnishings	\$	1,196
Computer hardware	\$	126
Auto/Truck Purchase	\$	6,180
Auto/Truck Rental or Lease	\$	129
Air Travel	\$	409
Age of Home Owners		
15 to 24 years	52	3.0%
25 to 34 years	149	8.7%
35 to 44 years	190	11.0%
45 to 54 years	254	14.8%
55 to 64 years	412	23.9%
65 to 74 years	361	21.0%
75 years or over	303	17.6%

Population & Household Summary	
Total Population	4,008
Population Growth 2013-2018	1.7%
Population Growth 2018-2023	0.9%
Total Households	1,720
Household Growth 2013-2018	2.0%
Household Growth 2018-2023	1.2%
% of Households with Children	32.8%
% of Households - Married w/ Kids	23.5%
% of Households - Single Parent	9.3%
% of Households by Household Size	

Household Size	% of Households
1 person	30.0%
2 persons	40.0%
3 persons	13.0%
4 persons	11.0%
5 or more persons	6.0%



Visible Minorities & Language	
Population by Visible Minority	
Chinese	0.0%
South Asian	0.3%
Black	0.5%
Filipino	0.0%
Latin American	0.1%
Southeast Asian	0.0%
Arab	0.0%
West Asian	0.0%
Korean	0.3%
Japanese	0.0%
Visible minority, n.i.e.	0.2%
Multiple visible minorities	0.4%
Population by Mother Tongue	
Single Responses	99.5%
English	95.0%
French	1.5%
Non-Official languages	3.0%
Multiple responses	0.5%



Tweed News

Map

