

# Uxbridge Cosmos



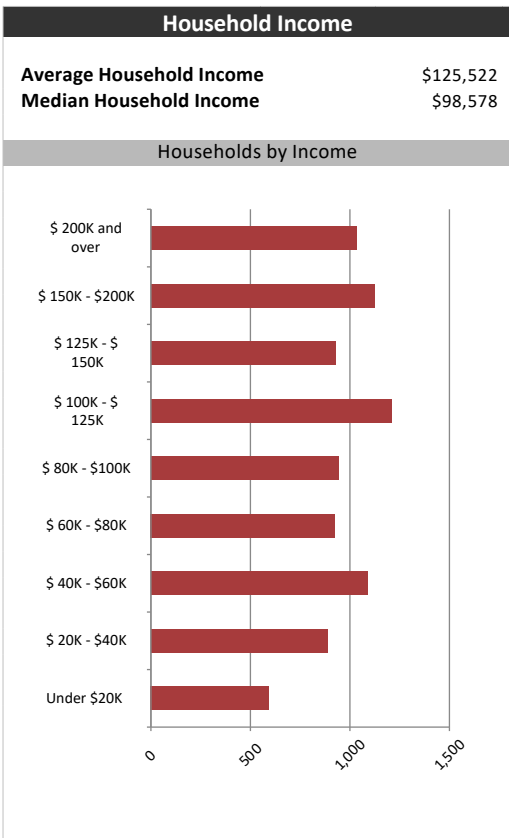
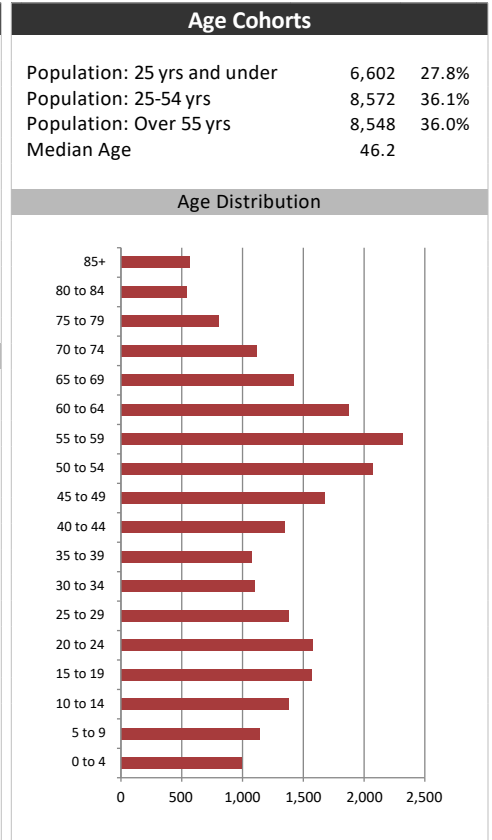
## Summary Report

June 7, 2019

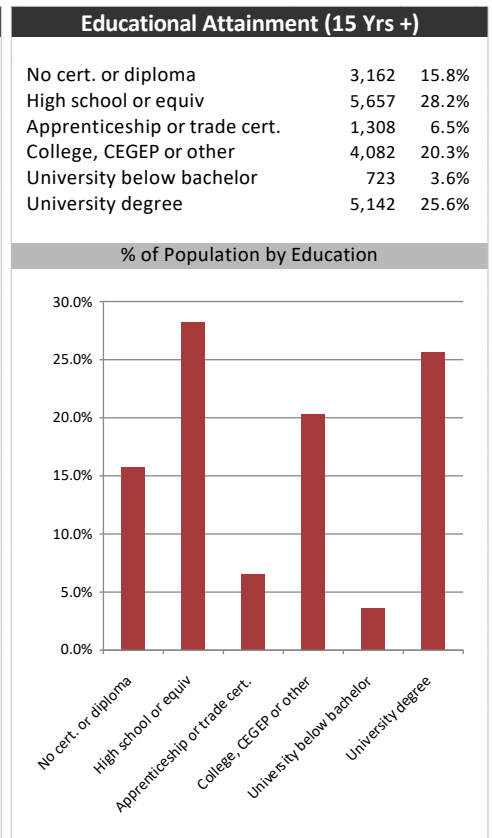
Market Information		
Average Household Spending / Yr		
Mortgage payments	\$	9,028
Cell Phone, Pager & Services	\$	1,544
Internet Access Services	\$	600
Home Renovations	\$	2,459
Retirement & pension fund payments	\$	2,103
Lotteries	\$	1,060
Health Insurance	\$	622
Household appliances	\$	698
Furnishings	\$	1,909
Computer hardware	\$	312
Auto/Truck Purchase	\$	9,181
Auto/Truck Rental or Lease	\$	331
Air Travel	\$	2,020
Age of Home Owners		
15 to 24 years	26	0.3%
25 to 34 years	677	7.8%
35 to 44 years	1,195	13.8%
45 to 54 years	1,931	22.3%
55 to 64 years	2,316	26.7%
65 to 74 years	1,409	16.3%
75 years or over	1,113	12.8%

Population & Household Summary	
Total Population	23,723
Population Growth 2013-2018	4.4%
Population Growth 2018-2023	5.2%
Total Households	8,667
Household Growth 2013-2018	5.9%
Household Growth 2018-2023	6.0%
% of Households with Children	48.3%
% of Households - Married w/ Kids	38.9%
% of Households - Single Parent	9.3%
% of Households by Household Size	

Household Size	% of Households
1 person	~18.5%
2 persons	35.0%
3 persons	~17.5%
4 persons	~18.5%
5 or more persons	~10.0%



Visible Minorities & Language	
Population by Visible Minority	
Chinese	0.6%
South Asian	0.7%
Black	1.7%
Filipino	0.5%
Latin American	0.2%
Southeast Asian	0.1%
Arab	0.1%
West Asian	0.1%
Korean	0.2%
Japanese	0.1%
Visible minority, n.i.e.	0.2%
Multiple visible minorities	0.0%
Population by Mother Tongue	
Single Responses	99.4%
English	91.1%
French	1.0%
Non-Official languages	7.3%
Multiple responses	0.6%



# Uxbridge Cosmos

## Distribution Map

Map

