

Uxbridge Times-Journal



Summary Report

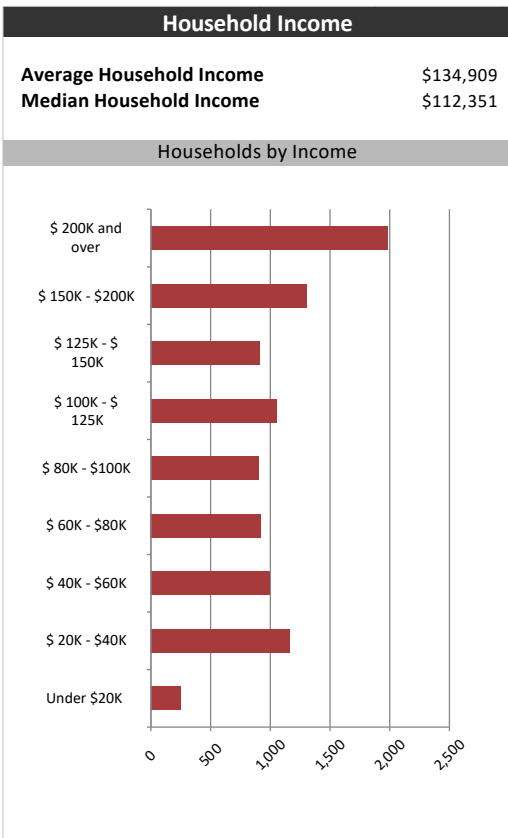
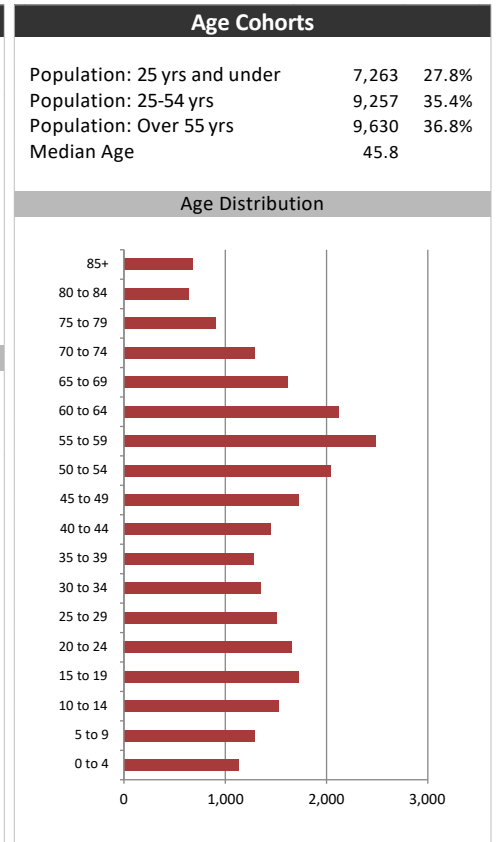
March 15, 2021

Market Information		
Average Household Spending / Yr		
Mortgage payments	\$	7,834
Cell Phone, Pager & Services	\$	1,689
Internet Access Services	\$	631
Home Renovations	\$	2,042
Retirement & pension fund payments	\$	2,470
Lotteries	\$	1,168
Health Insurance	\$	667
Household appliances	\$	796
Furnishings	\$	2,374
Computer hardware	\$	383
Auto/Truck Purchase	\$	9,721
Auto/Truck Rental or Lease	\$	351
Air Travel	\$	964

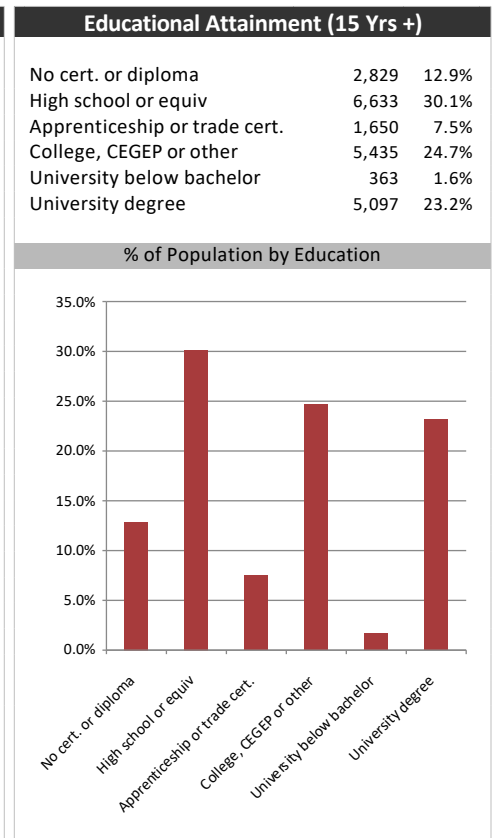
Age of Home Owners		
15 to 24 years	40	0.4%
25 to 34 years	782	8.3%
35 to 44 years	1,283	13.7%
45 to 54 years	1,887	20.2%
55 to 64 years	2,518	26.9%
65 to 74 years	1,592	17.0%
75 years or over	1,262	13.5%

Population & Household Summary	
Total Population	26,150
Population Growth 2015-2020	5.0%
Population Growth 2020-2025	5.5%
Total Households	9,364
Household Growth 2015-2020	3.7%
Household Growth 2020-2025	5.3%
% of Households with Children	48.1%
% of Households - Married w/ Kids	38.7%
% of Households - Single Parent	9.4%

% of Households by Household Size	
1 person	18.8%
2 persons	34.8%
3 persons	16.8%
4 persons	18.5%
5 or more persons	11.2%



Visible Minorities & Language	
Population by Visible Minority	
Chinese	1.1%
South Asian	1.1%
Black	1.4%
Filipino	0.4%
Latin American	0.4%
Southeast Asian	0.1%
Arab	0.2%
West Asian	0.4%
Korean	0.2%
Japanese	0.2%
Visible minority, n.i.e.	0.6%
Multiple visible minorities	0.3%
Population by Mother Tongue	
Single Responses	99.1%
English	89.3%
French	0.9%
Non-Official languages	8.9%
Multiple responses	0.9%



Uxbridge Times-Journal



Distribution Map

Map

