

# Walkerton Herald Times



## Summary Report

June 7, 2019

Market Information		
Average Household Spending / Yr		
Mortgage payments	\$	5,883
Cell Phone, Pager & Services	\$	1,067
Internet Access Services	\$	463
Home Renovations	\$	924
Retirement & pension fund payments	\$	2,257
Lotteries	\$	612
Health Insurance	\$	563
Household appliances	\$	501
Furnishings	\$	1,473
Computer hardware	\$	174
Auto/Truck Purchase	\$	9,441
Auto/Truck Rental or Lease	\$	158
Air Travel	\$	601

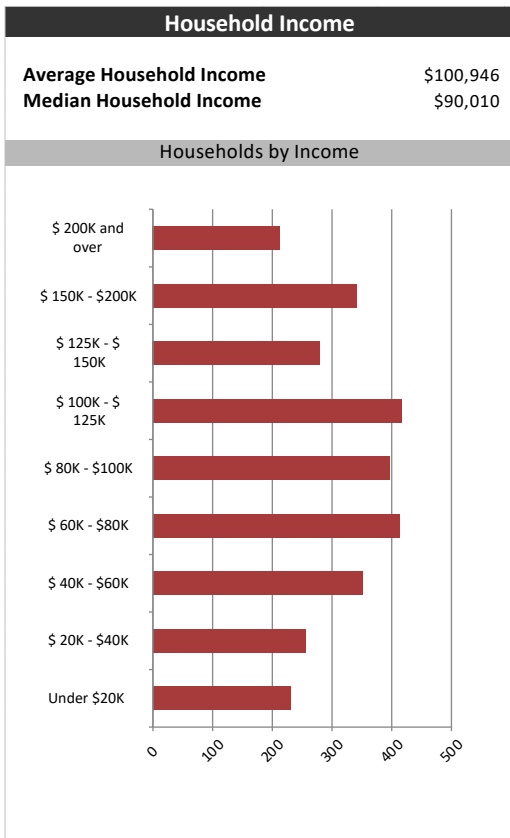
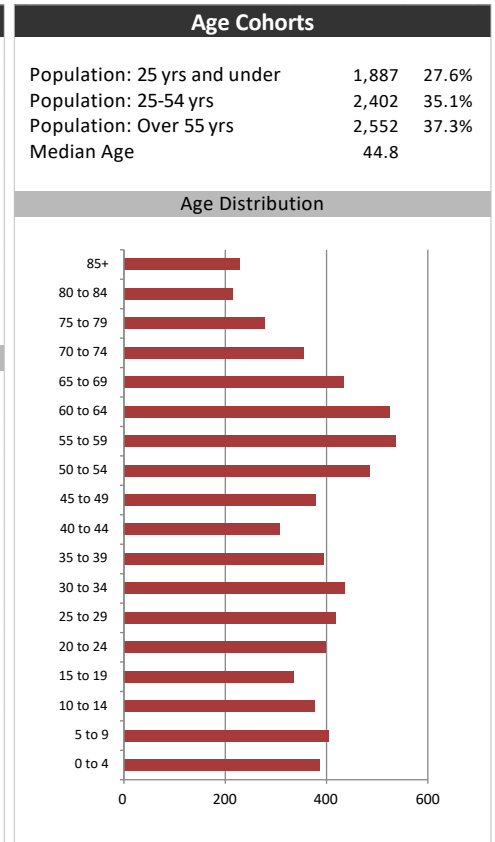
  

Age of Home Owners		
15 to 24 years	50	1.7%
25 to 34 years	419	14.6%
35 to 44 years	405	14.1%
45 to 54 years	491	17.1%
55 to 64 years	645	22.4%
65 to 74 years	435	15.1%
75 years or over	433	15.1%

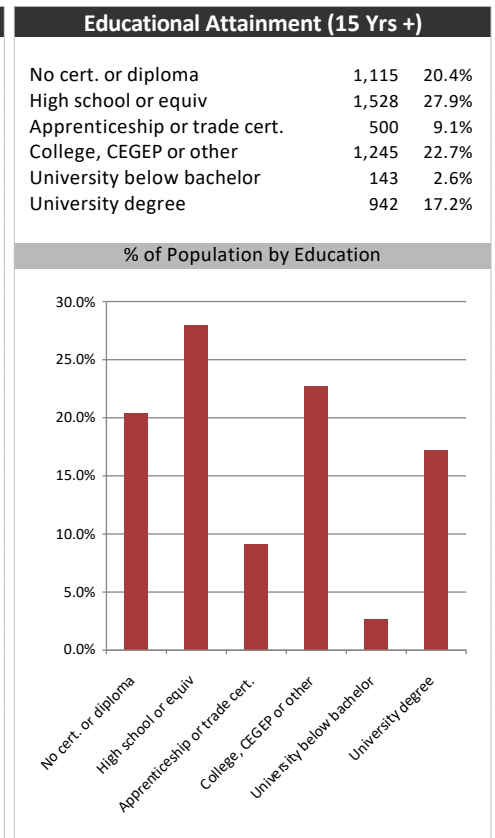
Population & Household Summary	
Total Population	6,842
Population Growth 2013-2018	1.4%
Population Growth 2018-2023	2.4%
Total Households	2,877
Household Growth 2013-2018	3.2%
Household Growth 2018-2023	2.4%
% of Households with Children	36.7%
% of Households - Married w/ Kids	27.9%
% of Households - Single Parent	8.8%

% of Households by Household Size	
1 person	30.0%
2 persons	36.7%
3 persons	13.5%
4 persons	12.0%
5 or more persons	7.8%



Visible Minorities & Language	
<b>Population by Visible Minority</b>	
Chinese	0.2%
South Asian	0.1%
Black	0.1%
Filipino	0.2%
Latin American	0.1%
Southeast Asian	0.2%
Arab	0.0%
West Asian	0.0%
Korean	0.2%
Japanese	0.0%
Visible minority, n.i.e.	0.2%
Multiple visible minorities	0.2%
<b>Population by Mother Tongue</b>	
Single Responses	99.5%
English	95.7%
French	0.7%
Non-Official languages	3.1%
Multiple responses	0.5%



# Walkerton Herald Times



*Distribution Map*

