

Waterdown Flamborough Review



Summary Report

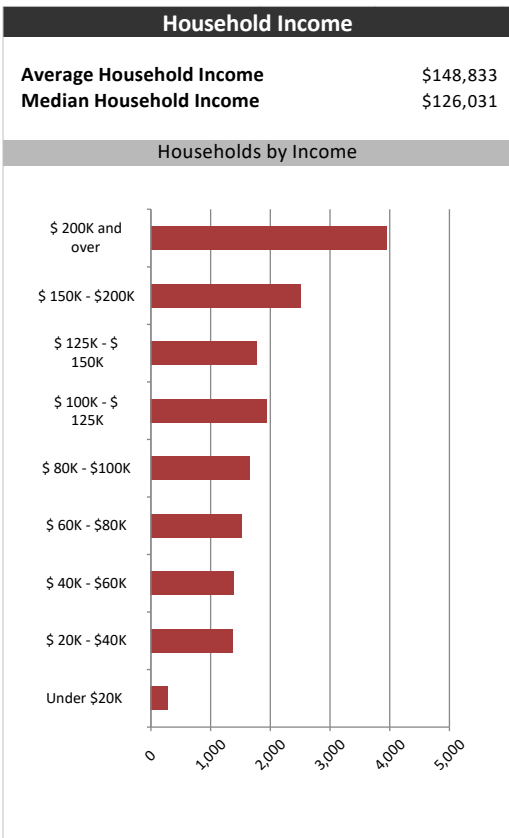
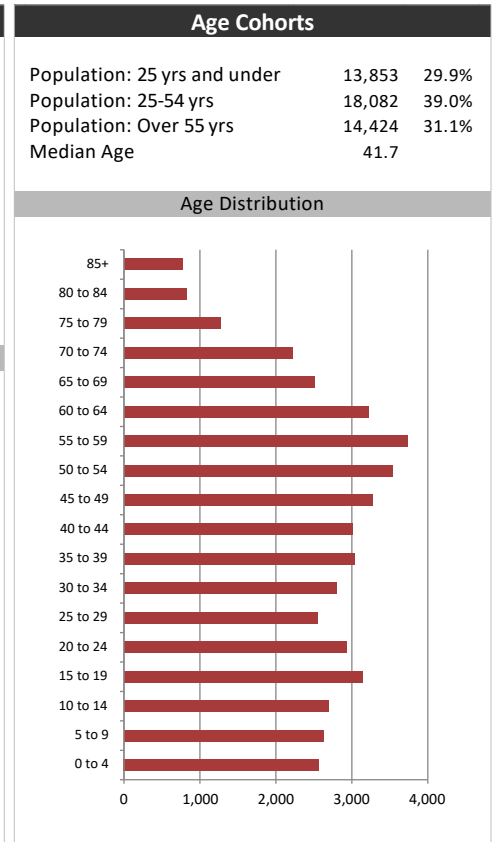
March 15, 2021

Market Information		
Average Household Spending / Yr		
Mortgage payments	\$	7,566
Cell Phone, Pager & Services	\$	1,433
Internet Access Services	\$	585
Home Renovations	\$	1,494
Retirement & pension fund payments	\$	2,548
Lotteries	\$	1,418
Health Insurance	\$	559
Household appliances	\$	985
Furnishings	\$	2,603
Computer hardware	\$	346
Auto/Truck Purchase	\$	11,089
Auto/Truck Rental or Lease	\$	271
Air Travel	\$	888

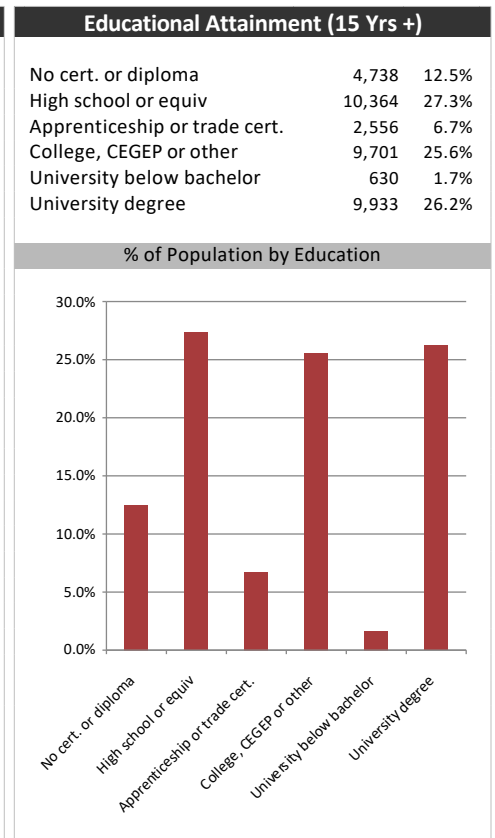
Age of Home Owners		
15 to 24 years	99	0.6%
25 to 34 years	1,817	11.2%
35 to 44 years	2,861	17.7%
45 to 54 years	3,522	21.8%
55 to 64 years	3,668	22.7%
65 to 74 years	2,619	16.2%
75 years or over	1,594	9.8%

Population & Household Summary	
Total Population	46,359
Population Growth 2015-2020	7.7%
Population Growth 2020-2025	8.2%
Total Households	16,180
Household Growth 2015-2020	7.2%
Household Growth 2020-2025	8.2%
% of Households with Children	50.9%
% of Households - Married w/ Kids	42.3%
% of Households - Single Parent	8.6%

% of Households by Household Size	
1 person	15.5%
2 persons	35.2%
3 persons	17.5%
4 persons	20.5%
5 or more persons	11.1%



Visible Minorities & Language	
Population by Visible Minority	
Chinese	0.9%
South Asian	2.2%
Black	1.1%
Filipino	0.3%
Latin American	0.7%
Southeast Asian	0.2%
Arab	0.4%
West Asian	0.3%
Korean	0.2%
Japanese	0.0%
Visible minority, n.i.e.	0.2%
Multiple visible minorities	0.3%
Population by Mother Tongue	
Single Responses	98.9%
English	86.9%
French	1.4%
Non-Official languages	10.7%
Multiple responses	1.1%



Waterdown Flamborough Review



Distribution Map

Map

