

Waterloo Chronicle



Summary Report

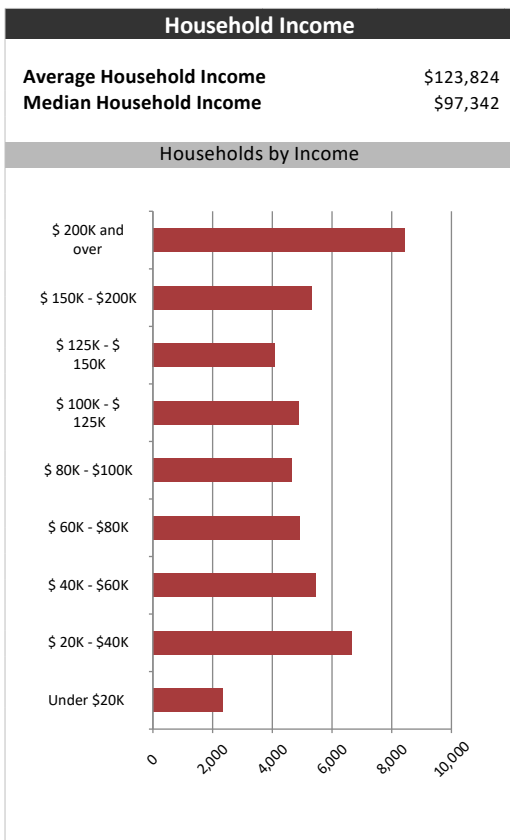
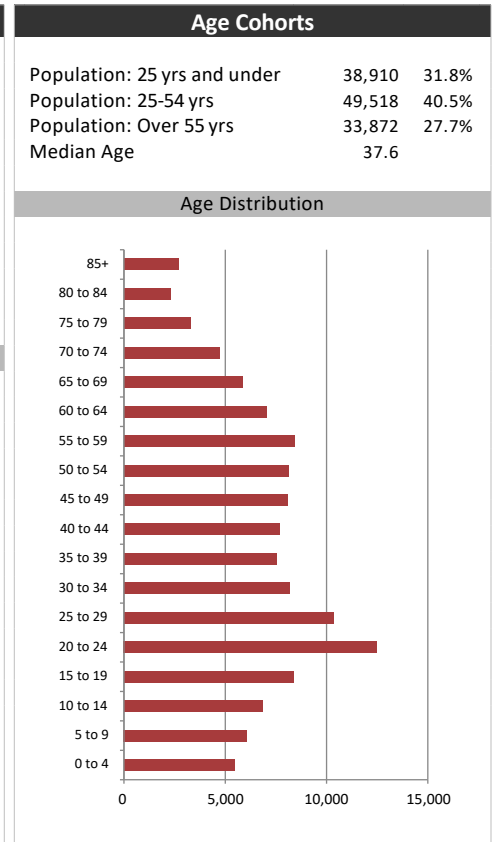
March 15, 2021

Market Information		
Average Household Spending / Yr		
Mortgage payments	\$	7,245
Cell Phone, Pager & Services	\$	1,455
Internet Access Services	\$	613
Home Renovations	\$	949
Retirement & pension fund payments	\$	2,187
Lotteries	\$	782
Health Insurance	\$	535
Household appliances	\$	749
Furnishings	\$	2,430
Computer hardware	\$	397
Auto/Truck Purchase	\$	7,967
Auto/Truck Rental or Lease	\$	395
Air Travel	\$	983

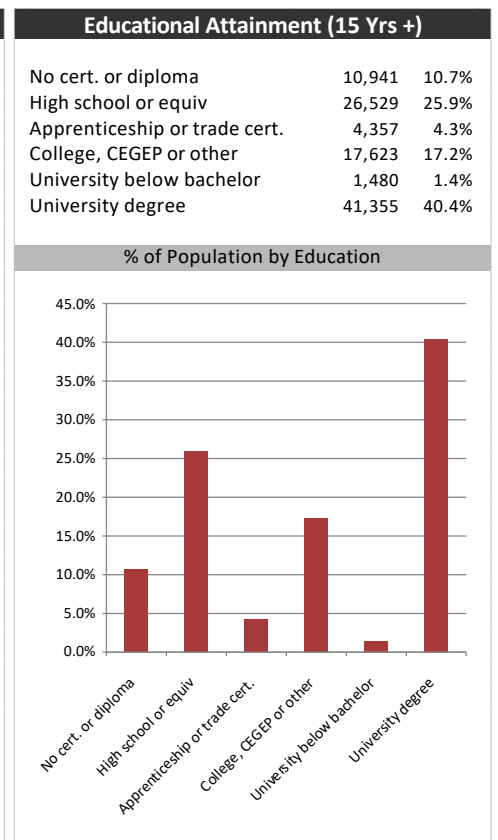
Age of Home Owners		
15 to 24 years	3,487	7.5%
25 to 34 years	7,755	16.7%
35 to 44 years	7,611	16.4%
45 to 54 years	8,747	18.9%
55 to 64 years	8,567	18.5%
65 to 74 years	5,957	12.9%
75 years or over	4,181	9.0%

Population & Household Summary	
Total Population	122,300
Population Growth 2015-2020	9.4%
Population Growth 2020-2025	8.0%
Total Households	46,305
Household Growth 2015-2020	8.0%
Household Growth 2020-2025	8.2%
% of Households with Children	42.3%
% of Households - Married w/ Kids	33.2%
% of Households - Single Parent	9.2%

% of Households by Household Size	
1 person	24.5%
2 persons	32.5%
3 persons	16.5%
4 persons	17.0%
5 or more persons	9.0%



Visible Minorities & Language	
Population by Visible Minority	
Chinese	9.3%
South Asian	7.4%
Black	2.2%
Filipino	0.5%
Latin American	1.5%
Southeast Asian	1.2%
Arab	2.0%
West Asian	1.3%
Korean	1.1%
Japanese	0.2%
Visible minority, n.i.e.	0.7%
Multiple visible minorities	0.9%
Population by Mother Tongue	
Single Responses	97.9%
English	68.3%
French	1.1%
Non-Official languages	28.5%
Multiple responses	2.1%



Waterloo Chronicle



Distribution Map

Map

