

# Wawa Algoma News Review



## Summary Report

March 15, 2021

Market Information		
Average Household Spending / Yr		
Mortgage payments	\$	3,357
Cell Phone, Pager & Services	\$	1,053
Internet Access Services	\$	491
Home Renovations	\$	1,052
Retirement & pension fund payments	\$	1,914
Lotteries	\$	1,546
Health Insurance	\$	385
Household appliances	\$	733
Furnishings	\$	1,379
Computer hardware	\$	172
Auto/Truck Purchase	\$	7,061
Auto/Truck Rental or Lease	\$	82
Air Travel	\$	228

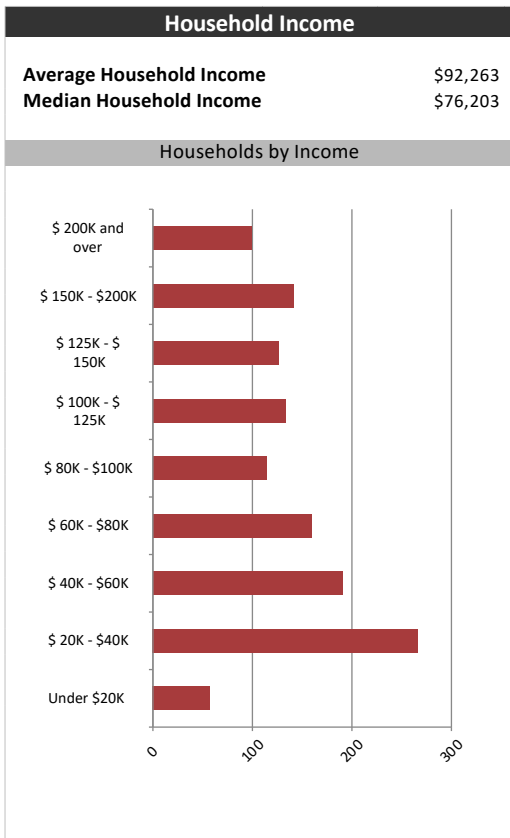
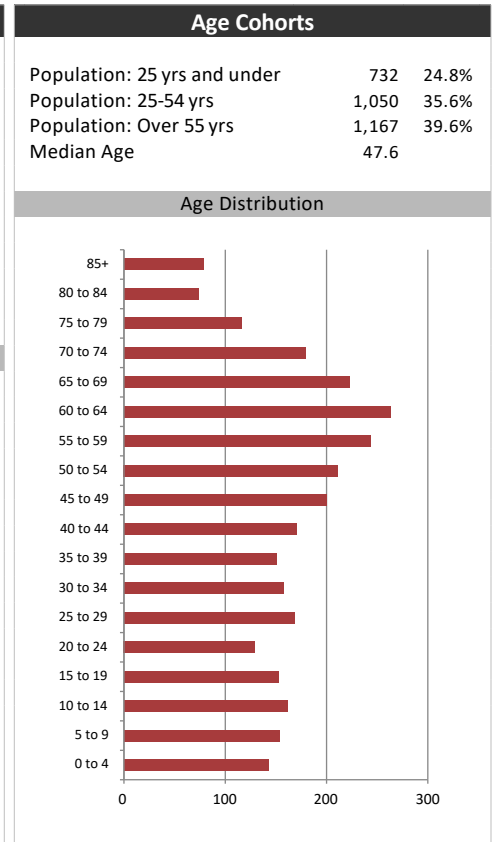
  

Age of Home Owners		
15 to 24 years	53	4.2%
25 to 34 years	173	13.6%
35 to 44 years	153	12.0%
45 to 54 years	201	15.8%
55 to 64 years	275	21.6%
65 to 74 years	264	20.7%
75 years or over	157	12.3%

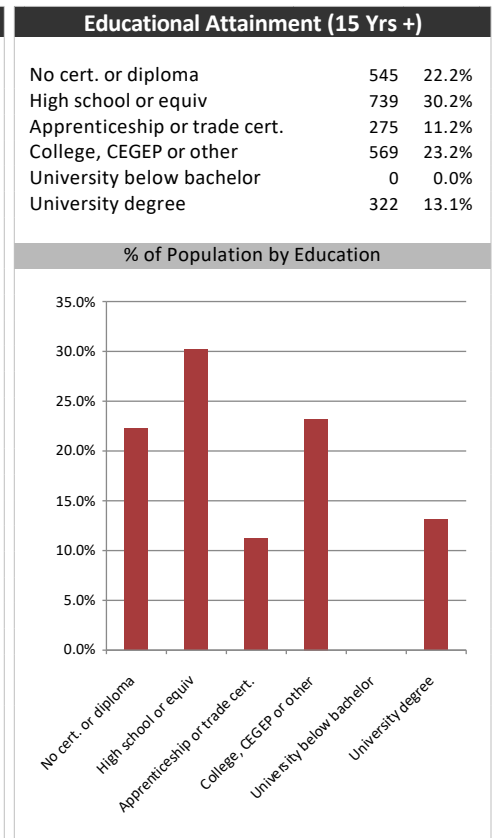
Population & Household Summary	
Total Population	2,949
Population Growth 2015-2020	-1.3%
Population Growth 2020-2025	-0.8%
Total Households	1,276
Household Growth 2015-2020	-3.1%
Household Growth 2020-2025	-1.1%
% of Households with Children	33.7%
% of Households - Married w/ Kids	24.5%
% of Households - Single Parent	9.2%

% of Households by Household Size	
1 person	30.0%
2 persons	40.0%
3 persons	12.0%
4 persons	13.0%
5 or more persons	5.0%



Visible Minorities & Language	
<b>Population by Visible Minority</b>	
Chinese	0.7%
South Asian	0.0%
Black	0.7%
Filipino	0.4%
Latin American	0.0%
Southeast Asian	0.0%
Arab	0.0%
West Asian	0.0%
Korean	0.0%
Japanese	0.0%
Visible minority, n.i.e.	0.0%
Multiple visible minorities	0.0%
<b>Population by Mother Tongue</b>	
Single Responses	99.0%
English	72.8%
French	21.7%
Non-Official languages	4.4%
Multiple responses	1.0%



# Wawa Algoma News Review



*Distribution Map*

