

West Lorne West Elgin Chronicle



Summary Report

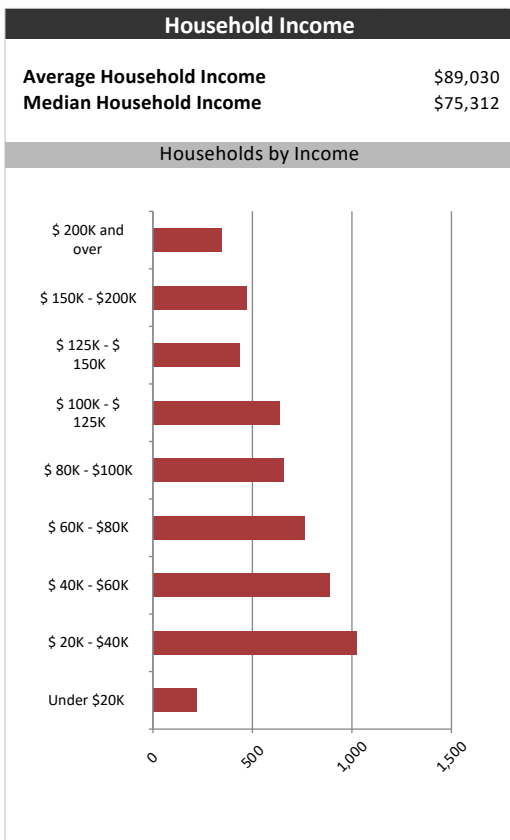
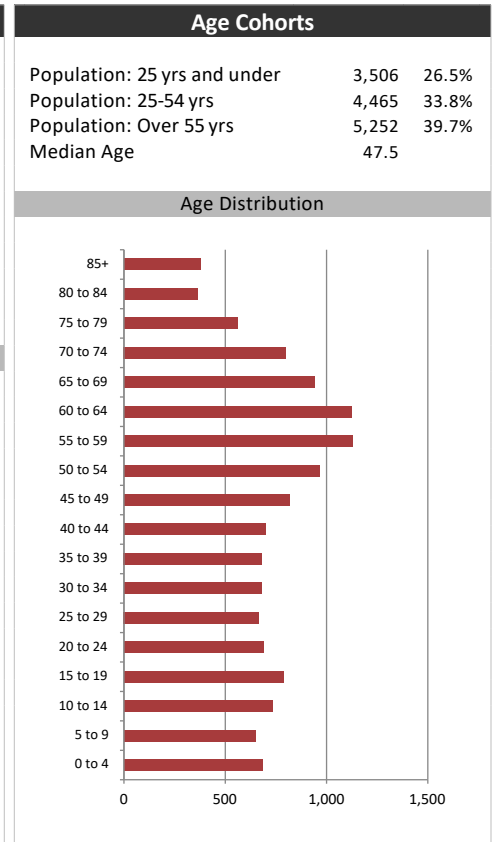
March 15, 2021

Market Information		
Average Household Spending / Yr		
Mortgage payments	\$	4,260
Cell Phone, Pager & Services	\$	1,172
Internet Access Services	\$	514
Home Renovations	\$	529
Retirement & pension fund payments	\$	1,332
Lotteries	\$	620
Health Insurance	\$	628
Household appliances	\$	826
Furnishings	\$	1,263
Computer hardware	\$	249
Auto/Truck Purchase	\$	7,488
Auto/Truck Rental or Lease	\$	165
Air Travel	\$	243

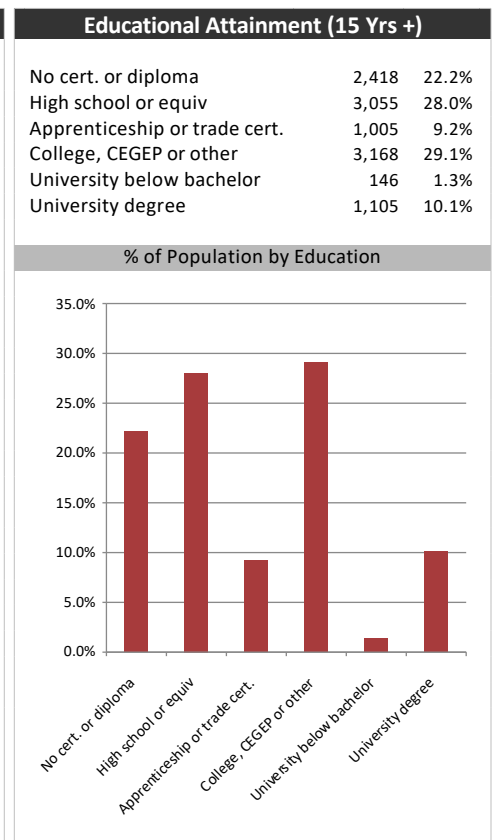
Age of Home Owners		
15 to 24 years	100	1.9%
25 to 34 years	594	11.1%
35 to 44 years	694	12.9%
45 to 54 years	937	17.4%
55 to 64 years	1,192	22.2%
65 to 74 years	1,038	19.3%
75 years or over	817	15.2%

Population & Household Summary	
Total Population	13,223
Population Growth 2015-2020	0.7%
Population Growth 2020-2025	2.9%
Total Households	5,372
Household Growth 2015-2020	2.8%
Household Growth 2020-2025	2.8%
% of Households with Children	39.4%
% of Households - Married w/ Kids	30.0%
% of Households - Single Parent	9.4%

% of Households by Household Size	
1 person	24.5%
2 persons	39.5%
3 persons	14.5%
4 persons	12.5%
5 or more persons	7.5%



Visible Minorities & Language	
Population by Visible Minority	
Chinese	0.1%
South Asian	0.7%
Black	1.1%
Filipino	0.0%
Latin American	0.2%
Southeast Asian	0.1%
Arab	0.0%
West Asian	0.0%
Korean	0.2%
Japanese	0.1%
Visible minority, n.i.e.	0.2%
Multiple visible minorities	0.1%
Population by Mother Tongue	
Single Responses	99.4%
English	91.3%
French	1.2%
Non-Official languages	7.0%
Multiple responses	0.6%



West Lorne West Elgin Chronicle

Map

