

West Lorne, West Elgin Chronicle



Summary Report

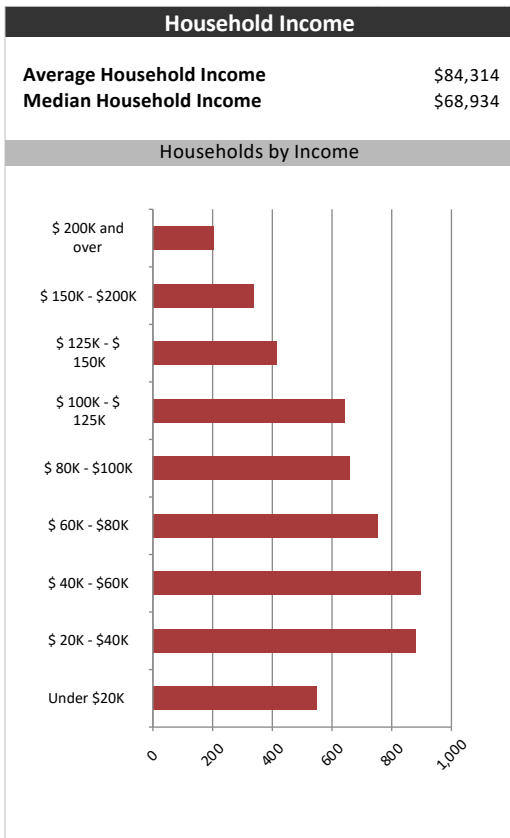
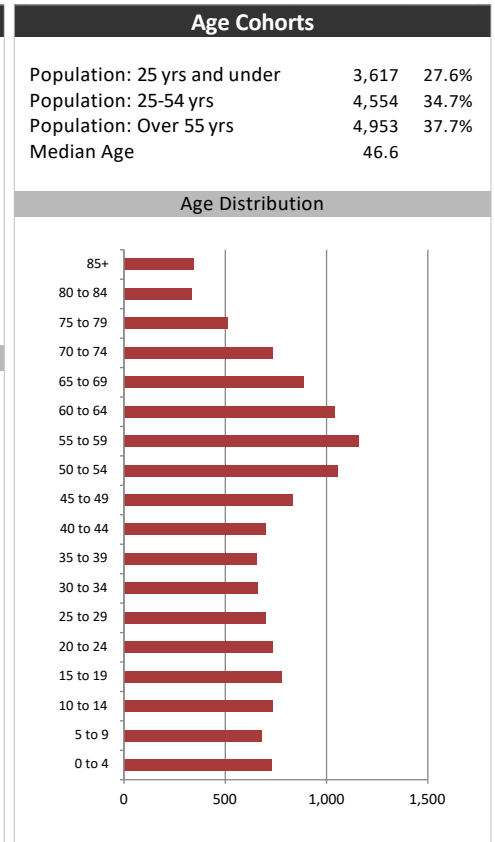
June 7, 2019

Market Information		
Average Household Spending / Yr		
Mortgage payments	\$	5,170
Cell Phone, Pager & Services	\$	1,087
Internet Access Services	\$	479
Home Renovations	\$	354
Retirement & pension fund payments	\$	1,256
Lotteries	\$	529
Health Insurance	\$	590
Household appliances	\$	730
Furnishings	\$	1,041
Computer hardware	\$	223
Auto/Truck Purchase	\$	7,591
Auto/Truck Rental or Lease	\$	166
Air Travel	\$	551

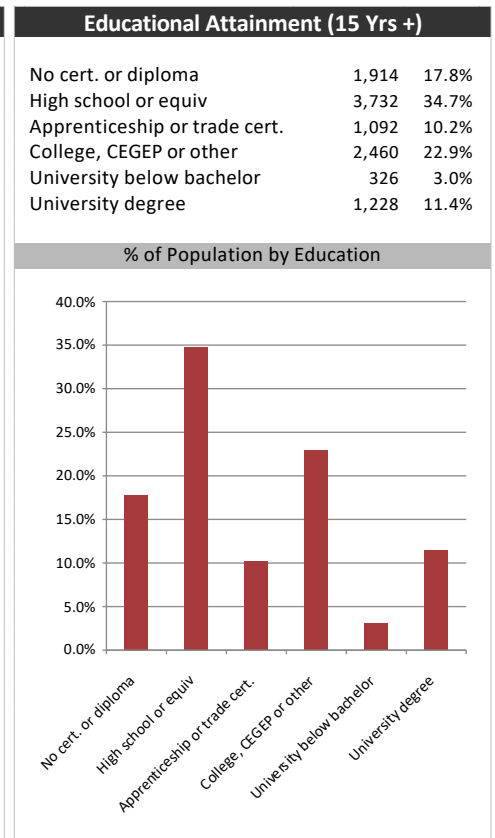
Age of Home Owners		
15 to 24 years	106	2.0%
25 to 34 years	610	11.5%
35 to 44 years	689	13.0%
45 to 54 years	1,001	18.9%
55 to 64 years	1,179	22.3%
65 to 74 years	966	18.3%
75 years or over	735	13.9%

Population & Household Summary	
Total Population	13,124
Population Growth 2013-2018	-0.8%
Population Growth 2018-2023	0.7%
Total Households	5,287
Household Growth 2013-2018	1.6%
Household Growth 2018-2023	0.5%
% of Households with Children	39.5%
% of Households - Married w/ Kids	30.1%
% of Households - Single Parent	9.5%

% of Households by Household Size	
1 person	24.0%
2 persons	39.5%
3 persons	15.0%
4 persons	13.0%
5 or more persons	7.5%



Visible Minorities & Language	
Population by Visible Minority	
Chinese	0.3%
South Asian	0.2%
Black	0.5%
Filipino	0.1%
Latin American	0.2%
Southeast Asian	0.0%
Arab	0.0%
West Asian	0.0%
Korean	0.3%
Japanese	0.0%
Visible minority, n.i.e.	0.1%
Multiple visible minorities	0.2%
Population by Mother Tongue	
Single Responses	99.4%
English	90.3%
French	1.4%
Non-Official languages	7.7%
Multiple responses	0.6%



West Lorne, West Elgin Chronicle



Distribution Map

Map

