

Westport Review-Mirror



Summary Report

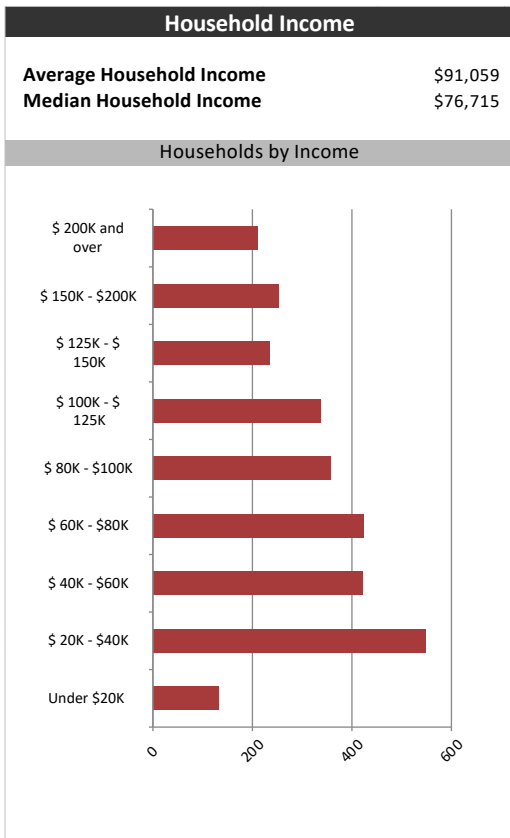
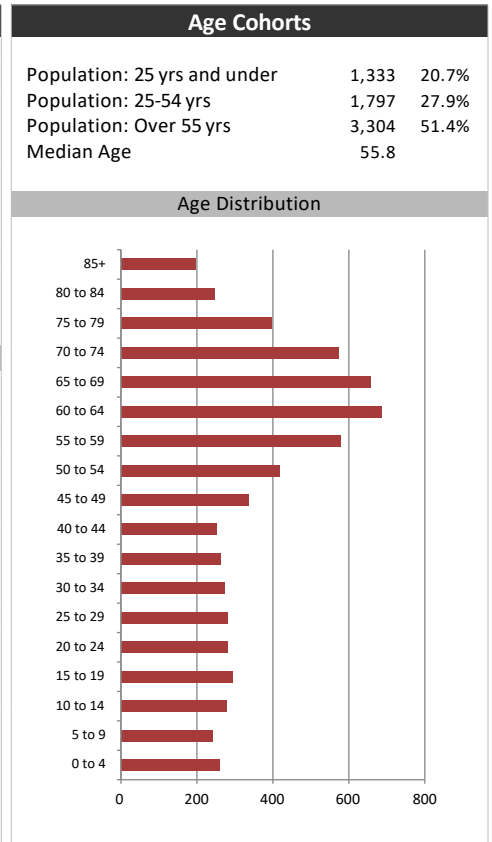
March 15, 2021

Market Information		
Average Household Spending / Yr		
Mortgage payments	\$	4,368
Cell Phone, Pager & Services	\$	1,088
Internet Access Services	\$	546
Home Renovations	\$	2,181
Retirement & pension fund payments	\$	1,596
Lotteries	\$	935
Health Insurance	\$	951
Household appliances	\$	714
Furnishings	\$	1,570
Computer hardware	\$	197
Auto/Truck Purchase	\$	8,328
Auto/Truck Rental or Lease	\$	149
Air Travel	\$	598

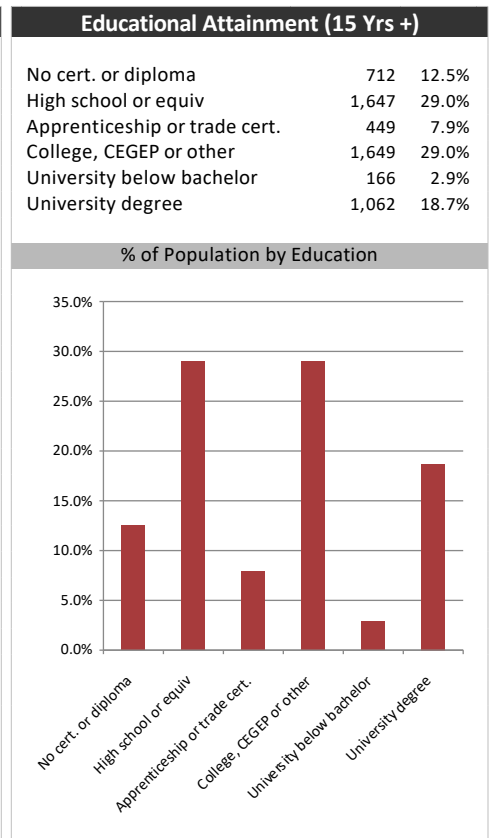
Age of Home Owners		
15 to 24 years	35	1.2%
25 to 34 years	177	6.1%
35 to 44 years	286	9.9%
45 to 54 years	390	13.5%
55 to 64 years	681	23.6%
65 to 74 years	755	26.1%
75 years or over	564	19.5%

Population & Household Summary	
Total Population	6,434
Population Growth 2015-2020	1.8%
Population Growth 2020-2025	0.5%
Total Households	2,889
Household Growth 2015-2020	2.0%
Household Growth 2020-2025	-0.5%
% of Households with Children	30.1%
% of Households - Married w/ Kids	21.9%
% of Households - Single Parent	8.2%

% of Households by Household Size	
1 person	26.5%
2 persons	45.5%
3 persons	12.5%
4 persons	9.0%
5 or more persons	5.5%



Visible Minorities & Language	
Population by Visible Minority	
Chinese	0.0%
South Asian	0.0%
Black	0.0%
Filipino	0.0%
Latin American	0.1%
Southeast Asian	0.1%
Arab	0.0%
West Asian	0.1%
Korean	0.0%
Japanese	0.0%
Visible minority, n.i.e.	0.0%
Multiple visible minorities	0.1%
Population by Mother Tongue	
Single Responses	99.5%
English	93.9%
French	2.7%
Non-Official languages	2.9%
Multiple responses	0.5%



Westport Review-Mirror



Distribution Map

Map

