
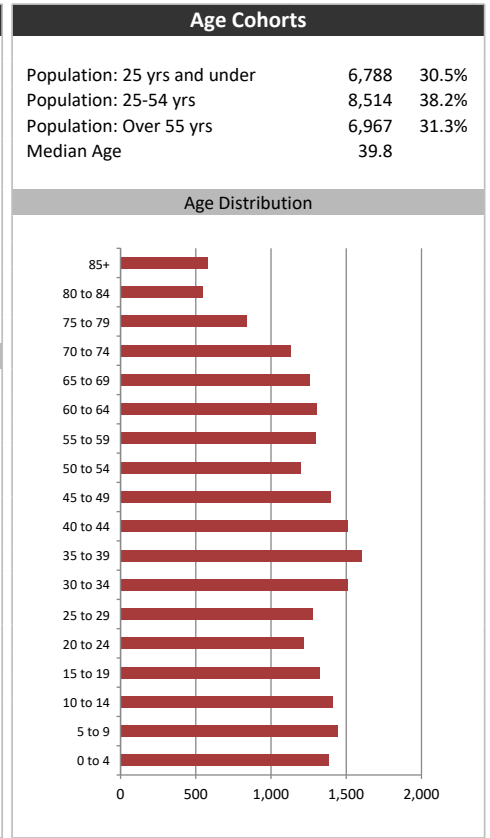


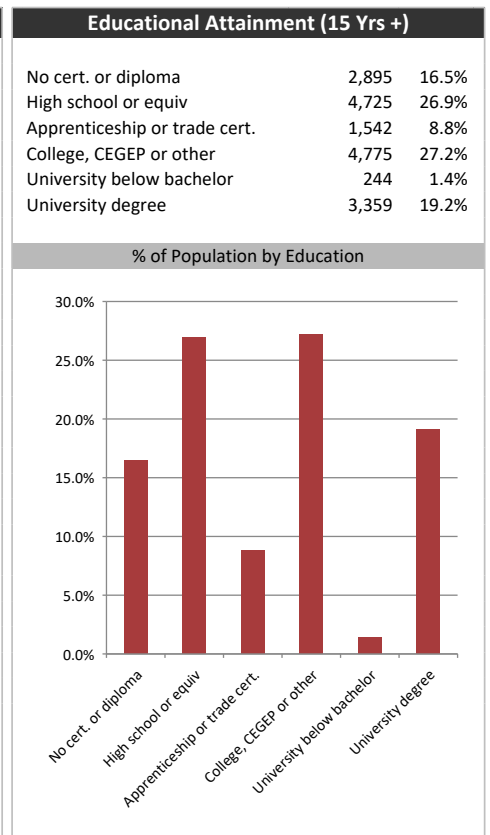
Market Information		
Average Household Spending / Yr		
Mortgage payments	\$	7,878
Cell Phone, Pager & Services	\$	1,448
Internet Access Services	\$	594
Home Renovations	\$	1,099
Retirement & pension fund payments	\$	1,980
Lotteries	\$	633
Health Insurance	\$	570
Household appliances	\$	903
Furnishings	\$	1,960
Computer hardware	\$	298
Auto/Truck Purchase	\$	8,631
Auto/Truck Rental or Lease	\$	226
Air Travel	\$	333
Age of Home Owners		
15 to 24 years	105	1.3%
25 to 34 years	1,296	15.9%
35 to 44 years	1,582	19.4%
45 to 54 years	1,387	17.0%
55 to 64 years	1,377	16.9%
65 to 74 years	1,337	16.4%
75 years or over	1,060	13.0%

Population & Household Summary	
Total Population	22,269
Population Growth 2016-2021	7.7%
Population Growth 2021-2026	7.4%
Total Households	8,144
Household Growth 2016-2021	7.0%
Household Growth 2021-2026	7.3%
% of Households with Children	44.7%
% of Households - Married w/ Kids	37.4%
% of Households - Single Parent	7.3%
% of Households by Household Size	

Household Size	Percentage
1 person	~19%
2 persons	~38%
3 persons	~15%
4 persons	~19%
5 or more persons	~9%



Visible Minorities & Language	
Population by Visible Minority	
Chinese	0.3%
South Asian	0.7%
Black	0.6%
Filipino	0.3%
Latin American	0.4%
Southeast Asian	0.4%
Arab	0.1%
West Asian	0.2%
Korean	0.1%
Japanese	0.0%
Visible minority, n.i.e.	0.1%
Multiple visible minorities	0.2%
Population by Mother Tongue	
Single Responses	99.3%
English	92.0%
French	0.8%
Non-Official languages	6.6%
Multiple responses	0.7%



Wilmot-Tavistock Gazette



Distribution Map

