

Winchester Press



Summary Report


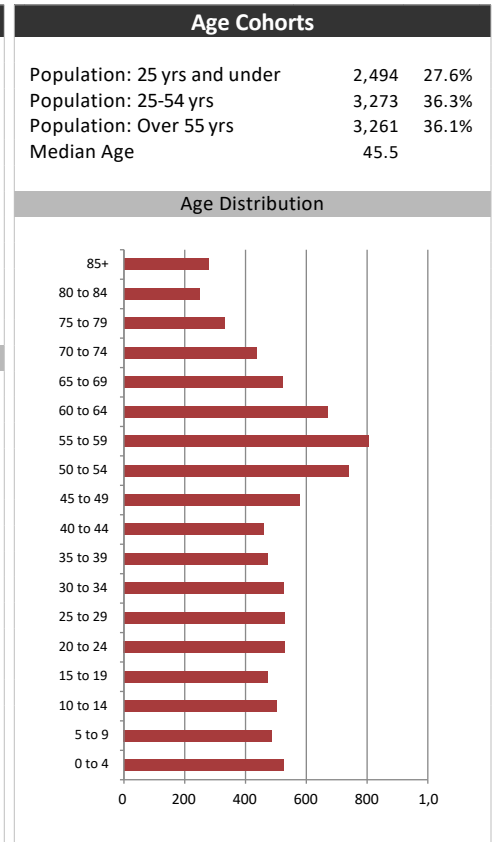
June 7, 2019

Market Information		
Average Household Spending / Yr		
Mortgage payments	\$	6,099
Cell Phone, Pager & Services	\$	1,202
Internet Access Services	\$	529
Home Renovations	\$	1,205
Retirement & pension fund payments	\$	1,716
Lotteries	\$	865
Health Insurance	\$	781
Household appliances	\$	666
Furnishings	\$	1,419
Computer hardware	\$	171
Auto/Truck Purchase	\$	8,544
Auto/Truck Rental or Lease	\$	97
Air Travel	\$	988

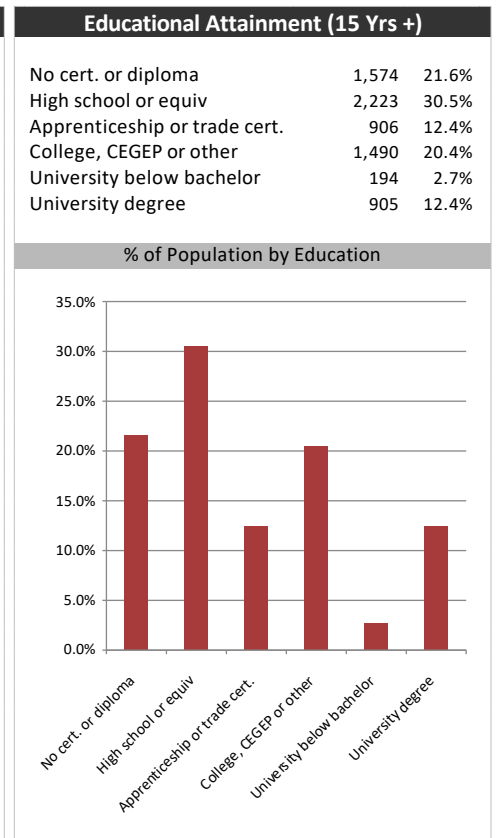
Age of Home Owners		
15 to 24 years	77	2.1%
25 to 34 years	444	12.3%
35 to 44 years	492	13.6%
45 to 54 years	683	18.9%
55 to 64 years	860	23.8%
65 to 74 years	568	15.7%
75 years or over	488	13.5%

Population & Household Summary	
Total Population	9,028
Population Growth 2013-2018	0.2%
Population Growth 2018-2023	-0.4%
Total Households	3,613
Household Growth 2013-2018	1.3%
Household Growth 2018-2023	-0.6%
% of Households with Children	40.1%
% of Households - Married w/ Kids	29.7%
% of Households - Single Parent	10.3%

% of Households by Household Size	
1 person	25.0%
2 persons	39.0%
3 persons	15.0%
4 persons	13.5%
5 or more persons	7.5%



Visible Minorities & Language	
Population by Visible Minority	
Chinese	0.1%
South Asian	0.0%
Black	0.2%
Filipino	0.1%
Latin American	0.1%
Southeast Asian	0.0%
Arab	0.1%
West Asian	0.0%
Korean	0.0%
Japanese	0.0%
Visible minority, n.i.e.	0.0%
Multiple visible minorities	0.0%
Population by Mother Tongue	
Single Responses	99.0%
English	88.0%
French	7.7%
Non-Official languages	3.4%
Multiple responses	1.0%



Winchester Press

Distribution Map

Map

