

Wingham Advance Times



Summary Report

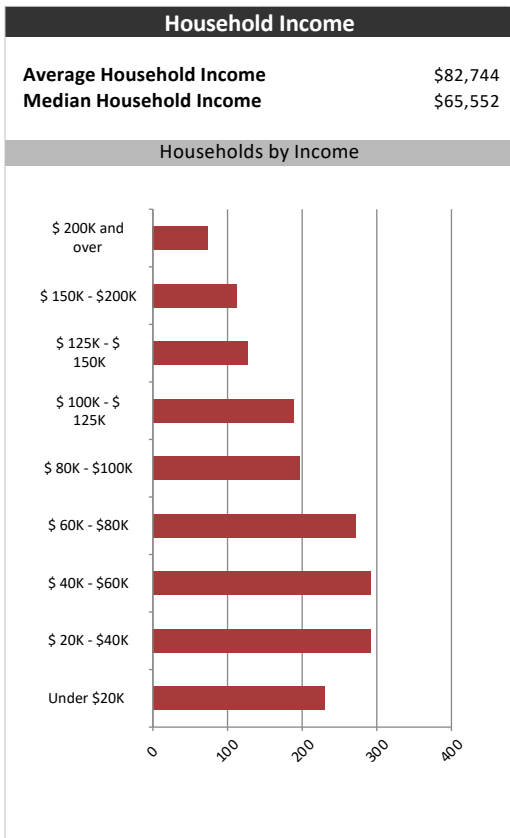
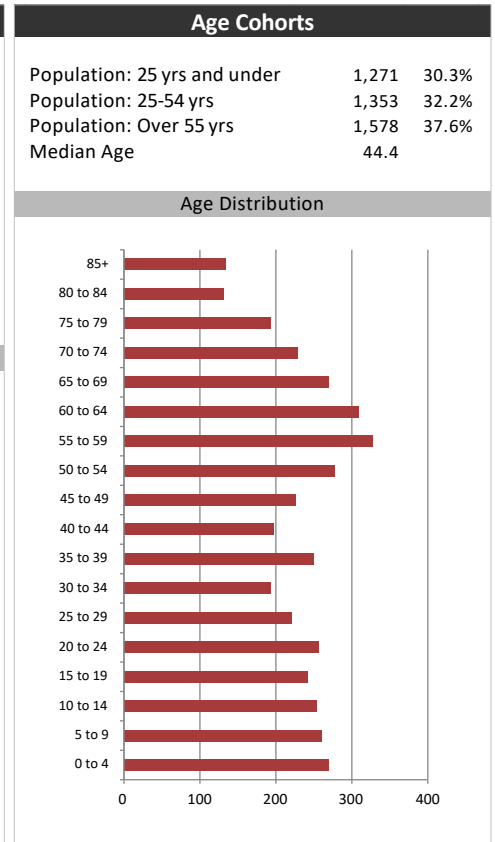
June 7, 2019

Market Information		
Average Household Spending / Yr		
Mortgage payments	\$	4,810
Cell Phone, Pager & Services	\$	962
Internet Access Services	\$	420
Home Renovations	\$	500
Retirement & pension fund payments	\$	1,339
Lotteries	\$	524
Health Insurance	\$	481
Household appliances	\$	434
Furnishings	\$	1,214
Computer hardware	\$	138
Auto/Truck Purchase	\$	7,599
Auto/Truck Rental or Lease	\$	118
Air Travel	\$	457

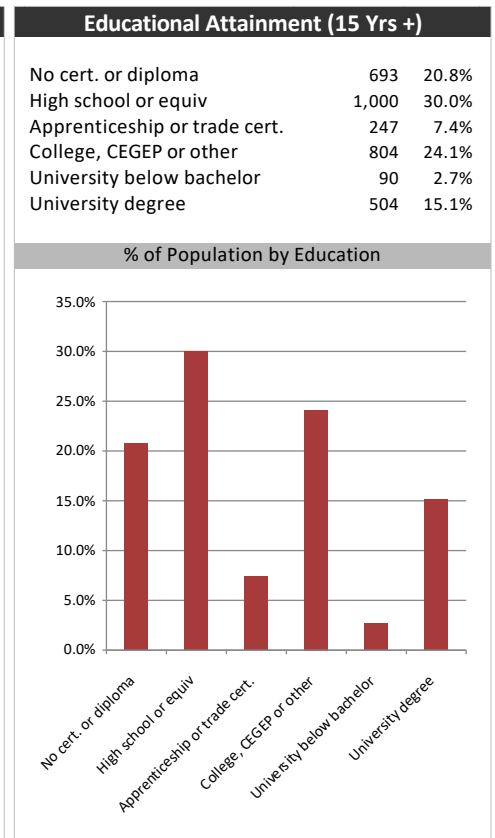
Age of Home Owners		
15 to 24 years	64	3.6%
25 to 34 years	201	11.4%
35 to 44 years	234	13.3%
45 to 54 years	287	16.2%
55 to 64 years	372	21.1%
65 to 74 years	301	17.0%
75 years or over	307	17.4%

Population & Household Summary	
Total Population	4,202
Population Growth 2013-2018	-1.3%
Population Growth 2018-2023	-1.0%
Total Households	1,766
Household Growth 2013-2018	-0.2%
Household Growth 2018-2023	-0.5%
% of Households with Children	36.1%
% of Households - Married w/ Kids	26.5%
% of Households - Single Parent	9.6%

% of Households by Household Size	
1 person	31.0%
2 persons	37.0%
3 persons	11.0%
4 persons	11.0%
5 or more persons	8.0%



Visible Minorities & Language	
Population by Visible Minority	
Chinese	0.5%
South Asian	0.2%
Black	1.7%
Filipino	0.2%
Latin American	0.0%
Southeast Asian	0.0%
Arab	0.0%
West Asian	0.0%
Korean	0.1%
Japanese	0.1%
Visible minority, n.i.e.	0.0%
Multiple visible minorities	0.0%
Population by Mother Tongue	
Single Responses	99.6%
English	94.6%
French	0.5%
Non-Official languages	4.5%
Multiple responses	0.4%



Wingham Advance Times

Map

